

2015-2016



ANNUAL REPORT



01 FOREWORD

A message from the Chairperson of the Council Zouhair Chorfi	4
A message from WCO Secretary General Kunio Mikuriya	6

02 TIMELINE

A retrospective glance at the highlights of the past year	8
---	---

03 UNDERSTANDING THE WCO

12

04 CUSTOMS ENVIRONMENTAL SCAN 2016

18

05 WCO STRATEGIC GOALS

20

06 WCO MEMBER PROFILES

24

07 WCO NEWS AND UPCOMING EVENTS

99

08 STAKEHOLDER PARTNERSHIPS

100

ABBREVIATIONS

102



WHO WE ARE

Established in **1952** as the Customs Co-operation Council, the World Customs Organization (WCO) is an **independent intergovernmental organization** whose primary mission is to enhance the effectiveness and efficiency of Customs administrations worldwide. As the only intergovernmental organization specialized in Customs matters, the WCO established its headquarters in Brussels in 1952, and currently represents **180 Members** across the globe at all stages of social and economic development. As the global centre of Customs expertise and the voice of the international Customs community, the WCO provides an ideal forum for Customs administrations and their stakeholders to hold in-depth discussions, exchange experiences, and share best practices on a range of international Customs and trade issues.

USING THIS REPORT

The WCO's 2015-2016 Annual Report summarizes the WCO's structure and activities, and includes data on all 180 WCO Members.

FIND OUT MORE

Website: www.wcoomd.org

General enquiries: info@wcoomd.org

Tel: +32 (0)2 209 9441

The WCO Annual Report was developed by Yotaro Okazaki, Rachel McGauran and Robert Ireland.

A MESSAGE FROM THE CHAIRPERSON OF THE COUNCIL ZOUHAIR CHORFI



For a number of years the actions of our Organization, which are key to economic, trade and security policy, have supported international strategies in a wide range of fields. From this diversity has come a need for an inclusive, partnership-oriented approach to the work, and for the forward-looking attitude required in order to embrace rapid changes that require immediate attention, bearing in mind their unpredictable nature.

Faced with the complexity of the global environment, and the expectations to which the WCO has always had to respond appropriately, over the years the Organization has been able to focus its strategies on areas where it can add value on a global scale. It has also been able to advance its governance system by putting in place the structures and bodies needed for optimal realization of its vision.

Sustained research and development work, the expertise and skills developed in all of the WCO's areas of activity, remarkable collaborative and outreach work with partners – all of these elements contribute to the success of our actions and the strength of our institution. We now have a legal arsenal which has achieved the status of an international reference, together with monitoring instruments and tools which have made it possible to harmonize the work models of Customs administrations around the world.

Information exchange, an essential driver, has provided an opportunity to extend our network in order to make a strong contribution to international supply chain security, and to facilitating the flow of goods and people.

We have been able to adapt to technological progress without any great difficulty. Indeed, I would like to take this opportunity to congratulate the working groups which are currently looking at how to anticipate issues which will impact on the future of Customs, in terms of these technological changes which we are seeing, but do not wish to be directed by.

Other significant challenges lie ahead of us, particularly where security is concerned. Customs administrations are in the forefront of protecting international borders, and are being called upon more than ever in the face of the various threats to global stability.

In December 2015 our Policy Commission adopted the Punta Cana Resolution, which highlights the role that Customs can play in combating cross-border crime. We also identified the areas of work where we should focus and converge our efforts in order to respond effectively to the emerging concerns which are currently commanding the attention of the international community. Customs administrations have thus been made more aware of the need to include security in their mandates and strategic plans, enabling them to cooperate more closely and in a more structured manner with the intergovernmental organizations that share this concern.





“SUPPORTING
THE UPGRADING OF CUSTOMS
ADMINISTRATIONS
THAT ARE STILL IN NEED
OF CAPACITY BUILDING
REMAINS A PRIORITY.”

The world is becoming interconnected, and production and marketing systems are expanding their geographical coverage. Therefore, supporting the upgrading of Customs administrations that are still in need of capacity building remains a priority. Given the requirements of enhancing security and maintaining a reasonable level of trade facilitation, there must be no vulnerability in any of the links in the chain of which we are a part. Trade between countries, which used to take place within very straightforward bilateral models, now operates in complex multilateral patterns, reducing the significance of the traditional borders and thereby increasing risks, both from the security standpoint and, simply, in terms of the efficient conduct and Customs processing of trade.

I cordially invite all Members to reflect the orientations set out in the Punta Cana Resolution at the national, regional and international levels, and in all of the fields addressed by the Resolution.

Finally, I wish our Organization ever greater success.



A MESSAGE FROM WCO SECRETARY GENERAL KUNIO MIKURIYA



The world is turning digital, faster than we could have imagined, and Customs is moving online just as fast. Information and Communications Technology (ICT) is everywhere in today's Customs workplace: from the use of ICT in office automation, to the use of the Internet to publish and disseminate information, to the use of automated clearance systems to make declarations, perform risk management, undertake validation and processing, and eventually to issue approvals, ICT has transformed the way that Customs operate.

Because the technology landscape is changing rapidly, with a number of key trends emerging, such as cloud computing, mobile technologies, advanced analytics, and information management, Customs must stay ahead of the curve. Each of these technologies affects the role of Customs in different ways, and provide numerous opportunities to drive connectivity among Customs administrations and with trade operators and other border agencies, thereby increasing productivity, which strengthens economic competitiveness. Increasingly, Customs is using electronic systems to collect and safeguard Customs duties, control the flow of goods, people, conveyances and money, and secure cross-border trade from crime, including international terrorism which continues to strike violently across the globe.

To reaffirm the importance of ICT for Customs administrations and in the work programme of the WCO, I chose 'Digital Customs – Progressive Engagement' as the theme for 2016. By focusing on Digital Customs we, as a Customs community, are signalling our aspiration to further develop digital solutions and services, making life easier

for the trading community, other border agencies and Customs officers, and to further adopt enabling technologies, such as the use of big data, telematics and the cloud, to help increase operational performance, and to facilitate the reinvention of the way we do business.

Building upon the strategic suggestions and policy orientations on Digital Customs provided by the WCO Policy Commission, WCO technical committees are currently engaged in steering the ongoing work forward from a more technical and operational perspective, and contributing to the further development of the Digital Customs concept through the updating of existing instruments. In addition, WCO committees are exploring the need for the potential development of new tools to support the adoption of new information technology, as well as carrying out research and development work aimed at enhancing understanding of new and emerging trends, including through the dissemination of best practices.

Taking into account the outcomes of the work so far, the WCO has developed a draft two-year Digital Customs workplan for 2016-2018 which is based on the WCO Strategic Plan and its key goals and activities. The workplan aims to consolidate the topics that the WCO will be dealing with during the upcoming two-year period. The Digital Customs workplan is a living document which can be updated whenever needed to reflect new opportunities and changes in the Customs environment, the needs of Members, and new ICT developments.





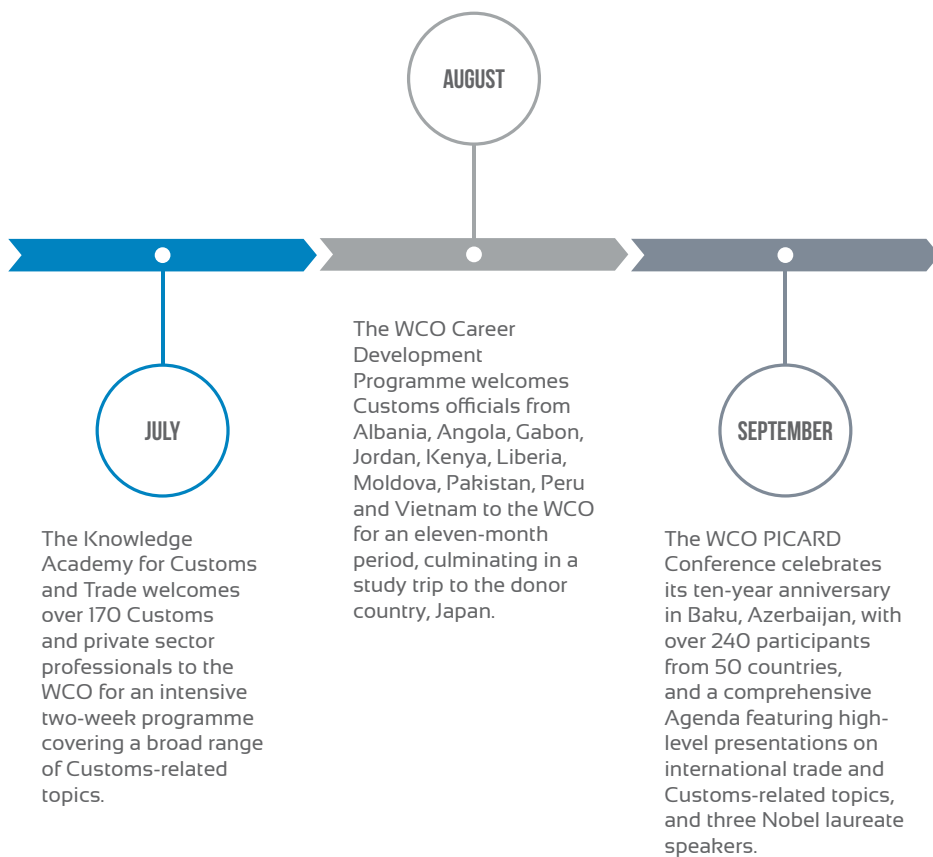
“THE PRESENT AND FUTURE
OF CUSTOMS
IS DIGITAL
AND VERY BRIGHT!”

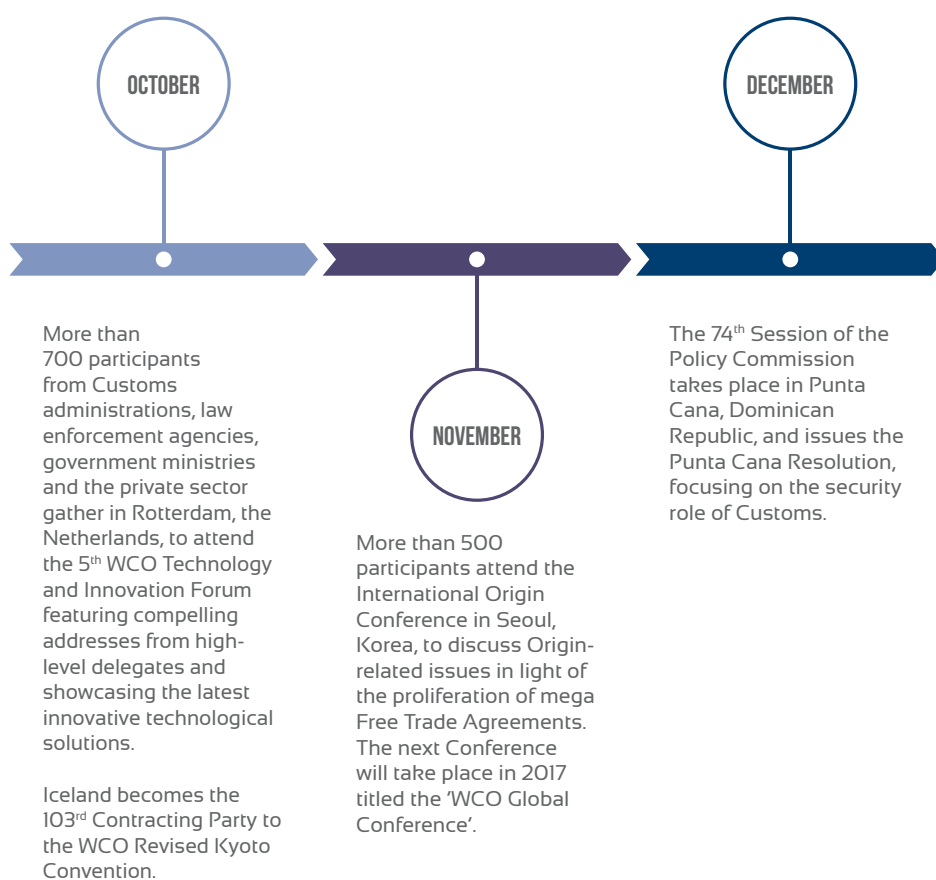
Due to its cross-cutting nature and wider canvas, Digital Customs supports the four key WCO Strategic Goals – Trade Facilitation & Security; Fair & Efficient Revenue Collection; Protection of Society; and Institutional & Human Resource Development. Noting this, the draft WCO Strategic Plan for 2016/2017 – 2018/2019 seeks to revise existing Strategic Goal 5 (“Promote information exchange and cooperation”) to “Promote Digital Customs to support, in particular, Coordinated Border Management and information exchange between all stakeholders” as a transversal support to underpin the four Pillars of the Plan, and identifies related tactical activities and performance indicators.

A core part of our work in the months and years to come will be to identify and communicate best practices. As part of this initiative, the WCO has received many contributions from Members outlining their efforts to move toward a fully digital ecosystem and to progressively engage business and other government agencies. Indeed, WCO Members are adapting to the digital environment, leveraging the potential of IT, and using digital technologies to advance and achieve their objectives and respond to the expectations of traders, transport and logistic operators, and governments. The results are self-evident: the present and future of Customs is digital and very bright!



A RETROSPECTIVE GLANCE AT THE HIGHLIGHTS OF THE PAST YEAR







JANUARY

International Customs Day is celebrated throughout the world, and marks the beginning of the WCO Year of Digital Customs, a year in which Members are encouraged to harness the power of Information and Communication Technologies to move towards a digital ecosystem to help increase operational performance.

The North of Africa, Near and Middle East (MENA) Heads of Customs Regional Meeting takes place in Cairo, Egypt.

MARCH

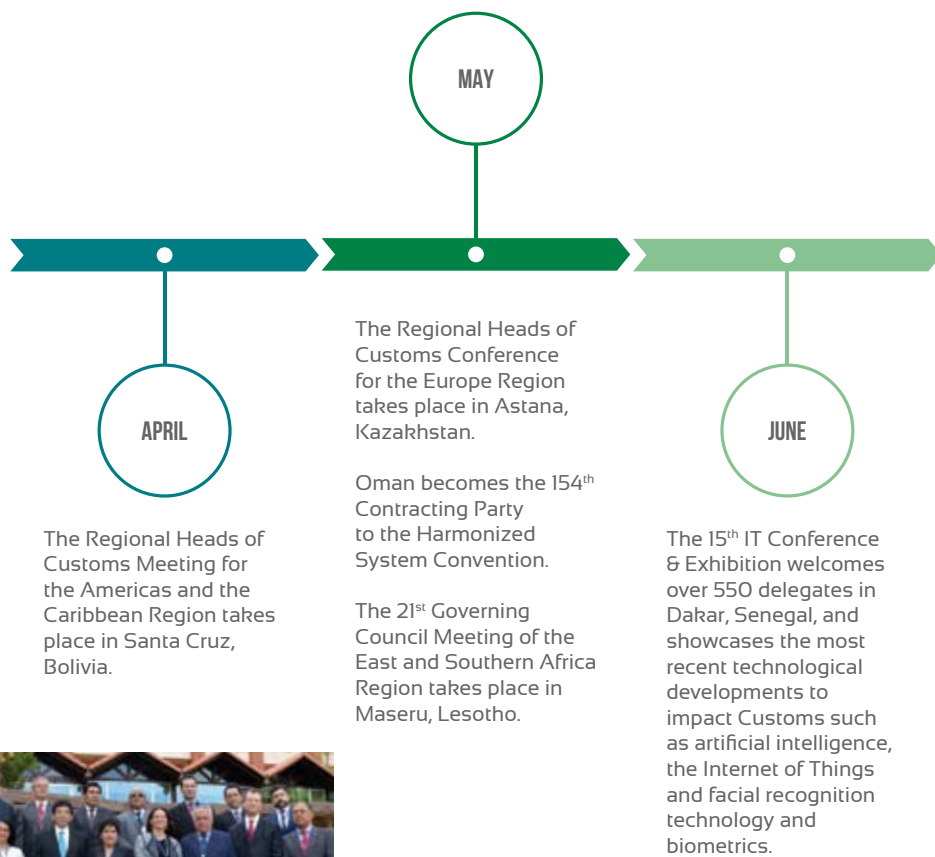
The Asia/Pacific Heads of Customs Regional Meeting takes place in Kuala Lumpur, Malaysia.

The Regional Heads of Customs Conference for the West and Central Africa Region takes place in Abidjan, Côte d'Ivoire.

FEBRUARY

The 2nd six-week Executive Programme in Customs & Business Administration (EPCBA Programme) at KookMin University commences in Seoul, Korea, with participants from ten Customs administrations.





UNDERSTANDING THE WCO



WHO WE ARE

The WCO represents 180 Customs administrations around the globe that collectively process approximately 98% of world trade.

As the global centre of Customs expertise, the WCO is the voice of the international Customs community.

The WCO's work can be categorized into five main areas: setting standards for a number of diverse but inter-linked Customs procedures; promoting international cooperation including information exchange; managing risk; building sustainable capacity including the delivery of quality technical assistance; and enhancing the image of Customs as a core function of a state service by emphasizing its contribution to national economic prosperity and social development.

MISSION, VISION, AND VALUES

WCO Mission Statement

The WCO provides leadership, guidance and support to Customs administrations to secure and facilitate legitimate trade, realize revenues, protect society and build capacity.

WCO Vision Statement

Borders divide, Customs connects

Dynamically leading modernization and connectivity in a rapidly changing world.

WCO Values

We are a knowledge-based and action-oriented organization.

We believe in transparent, honest, and auditable governance procedures.

We are responsive to our Members, stakeholders in trade, and society.

We capitalize on technology and innovation.

We believe in inclusiveness, diversity and equitable treatment and opportunities for all.

ORGANIZATION

1. WCO Secretariat

The Secretariat is charged with the day-to-day operations of the Organization. A diverse staff of 150 people from around the world deliver on the WCO's vision and its Strategic Plan as approved by the Council, with support from the Committees.

The Office of the Secretary General, which includes the Secretary General and the Deputy Secretary General, provides management and strategic guidance.

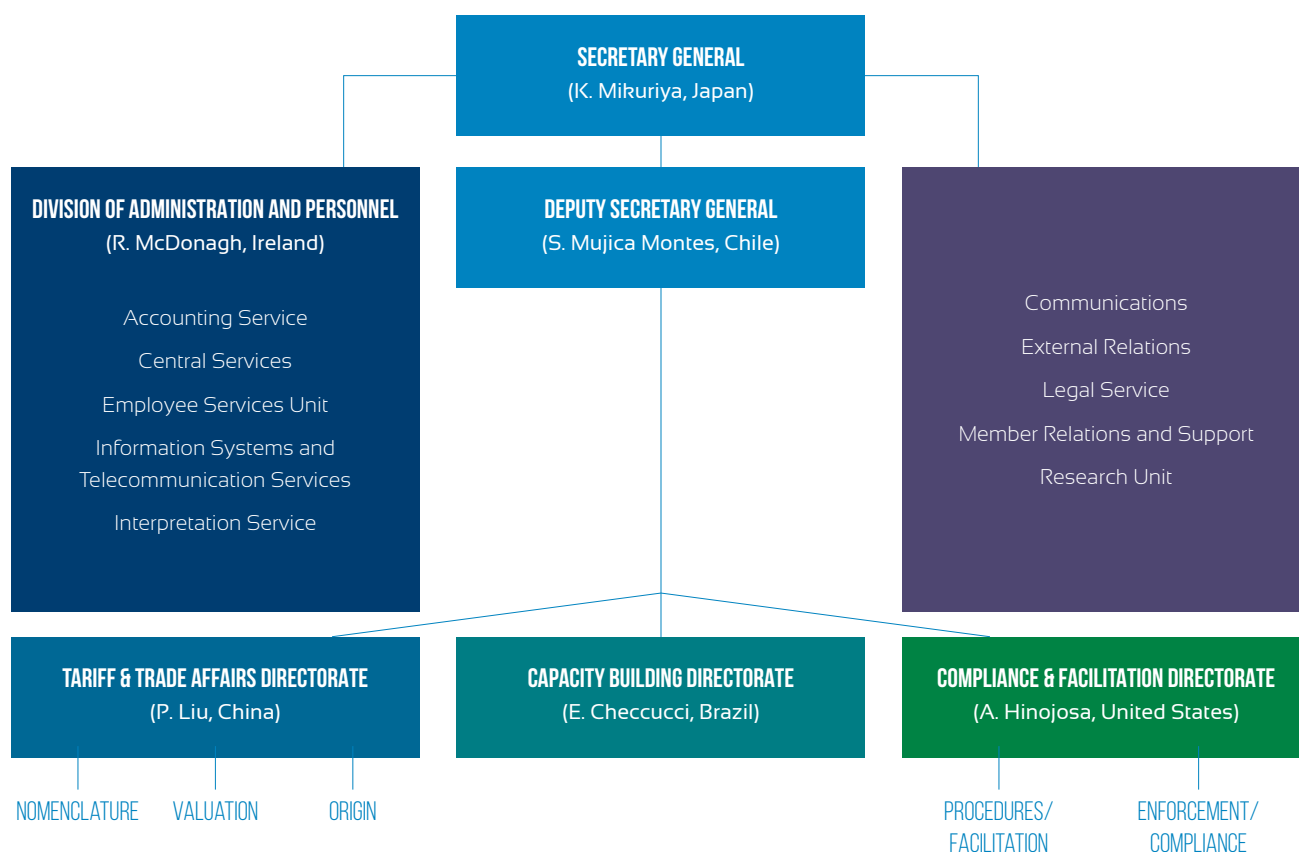
The Division of Administration and Personnel is responsible for the administrative management of the Secretariat, and oversees both the human and financial resources of the Organization.

The Research Unit produces evidence-based analytical research and policy analysis on Customs and international trade topics. It also organizes international research events such as the 2016 PICARD Conference.

The Communications Service is responsible for public affairs, stakeholder visits, and media engagement. It produces the magazine WCO News, which is issued three times a year and distributed to WCO Members, donor institutions, national development agencies, international organizations, professional associations, and private sector entities.

The Tariff and Trade Affairs Directorate (T&TA) deals with commodity classification, goods valuation, and rules of origin matters. It manages the Harmonized System (HS), the WTO Valuation Agreement and the WTO Agreement on Rules of Origin. T&TA supports the uniform interpretation and application of the HS. T&TA promotes harmonized interpretation and application of the WTO Valuation Agreement, including exploring the link between the Agreement and transfer pricing. Additionally, the T&TA Directorate ensures that the WCO supports Customs administrations in their management and application

STRUCTURE OF THE WCO SECRETARIAT



of rules of origin, of particular importance given the current trading environment and the proliferation of preferential trade arrangements.

The Compliance and Facilitation Directorate (C&F) focuses on enforcement and trade facilitation matters. C&F instruments and tools include the Revised Kyoto Convention (RKC), the SAFE Framework of Standards, the Risk Management Compendium, the Customs Enforcement Network (CEN), Time Release Study (TRS), and the WCO Data Model. C&F is responsible for the development of the WCO's strategy with respect to the WTO's Trade Facilitation Agreement (TFA). C&F coordinates operations against illicit trade, such as commercial fraud, narcotics, tobacco, intellectual property rights (IPR), hazardous goods, and weapons of mass destruction. C&F manages the WCO's network of Regional Intelligence Liaison Offices (RILOs) and Regional Dog Training Centres (RDTCs).

The Capacity Building Directorate (CBD) coordinates and delivers capacity building, technical assistance, and training to Members. CBD emphasizes sustainable development by sequencing needs assessment, strategic planning, implementation, and monitoring. CBD tools include the Diagnostic Framework and the Capacity Building Development

Compendium. CBD manages the WCO's network of regional capacity building entities which consist of Regional Offices for Capacity Building (ROCBs), Regional Training Centres (RTCs) and a Regional Customs Laboratory (RCL). CBD develops and implements the WCO's e-learning modules and manages its online portal CLiK! CBD also manages the PICARD Programme which focuses on the linkages between research, development, and human resources.

2. Regional entities

The Regional Intelligence Liaison Offices (RILOs) are responsible for the collection and analysis of enforcement-related data. The RILO network covers all six WCO regions and consists of offices in 11 countries: Cameroon, Chile, Korea (Republic of), Germany, Morocco, Mozambique, Poland, Russian Federation, Saudi Arabia, St. Lucia, and Senegal.

The Regional Offices for Capacity Building (ROCBs) assist WCO Members with their capacity building programmes at the regional level. The six ROCBs (Azerbaijan, Côte d'Ivoire, Kenya, Thailand, United Arab Emirates and Uruguay) ensure that their mission of assisting member Customs administrations with their capacity building programmes at a regional level is fulfilled.

UNDERSTANDING THE WCO



WCO - ANNUAL REPORT 2015-2016





THE REGIONAL ENTITIES OF THE WCO

-  Regional Training Centre (RTC)
-  Regional Intelligence Liaison Office (RILO)
-  Regional Office for Capacity Building (ROCB)
-  Regional Customs Laboratory (RCL)
-  Regional Dog Training Centre (RDTC)

The Regional Training Centres (RTCs) contribute to the regionalization of capacity building by providing facilities for training.

There are 26 WCO RTCs: seven in the Asia Pacific Region (China; Fiji; Hong Kong, China; India; Japan; Republic of Korea; and Malaysia), four in the East and Southern Africa Region (Kenya; Mauritius; South Africa; and Zimbabwe), three in the West and Central Africa Region (Burkina Faso; Republic of Congo; and Nigeria), six in the European Region (Azerbaijan; The Former Yugoslav Republic of Macedonia; Hungary; Kazakhstan; Russian Federation; and Ukraine), two in the Americas Region (Brazil and the Dominican Republic) and four in North Africa, Near and Middle East (Egypt; Jordan; Lebanon; and Saudi Arabia).

The Regional Customs Laboratory (RCL) is situated in Kashiwa, Japan, and provides training and resources for WCO Members on methods of identifying and analyzing chemical samples for HS classification purposes.

The WCO Regional Dog Training Centres (RDTCs) are an important component of the WCO's work in the fight against illicit trade. The Centres provide practical and theoretical training programmes for dog handlers throughout the Region thus ensuring that Customs canine units are adequately equipped to detect a variety of illicit products such as drugs, tobacco products, and smuggled animals. There are currently eight such Centres situated in Azerbaijan, China, Czech Republic, Germany, Kazakhstan, Russian Federation, Saudi Arabia, and Uzbekistan.

COMMITTEES

The Council is the supreme decision-making body of the WCO and convenes once a year. It is during this annual Council Session that final decisions regarding the Organization's work and activities are agreed upon.

The Policy Commission submits policy recommendations and the WCO Strategic Plan to the Council.

The Finance Committee is responsible for budgetary and financial matters.

The Audit Committee assists the Policy Commission and the Council by evaluating WCO programmes, policies, and administrative procedures.

The HS Committee interprets the HS legal texts to secure uniform classification of goods, including

settlement of classification disputes between contracting parties, and amends the HS legal texts to reflect developments in technology and changes in trade patterns.

The Technical Committee on Customs Valuation was established in accordance with Article 18 of the Agreement on Implementation of Article VII of the General Agreement on Tariffs and Trade 1994, under the auspices of the WCO, with a view to ensuring, at the technical level, uniformity in interpretation and application of the Valuation Agreement.

The Technical Committee on Rules of Origin (TCRO) is a WTO body but operates under the auspices of the WCO, as provided for under Article 4.2 of the Origin Agreement. The TCRO's two major mandates are: to undertake the technical exercise of the work programme for harmonizing non-preferential rules of origin; and to assume its permanent responsibilities, such as examining specific technical problems arising in the day-to-day administration of the rules of origin of Members.

The Enforcement Committee contributes to the WCO's work on anti-smuggling, compliance, and intelligence in areas such as security, commercial fraud, mutual administrative assistance, illicit drug trafficking, and money laundering.

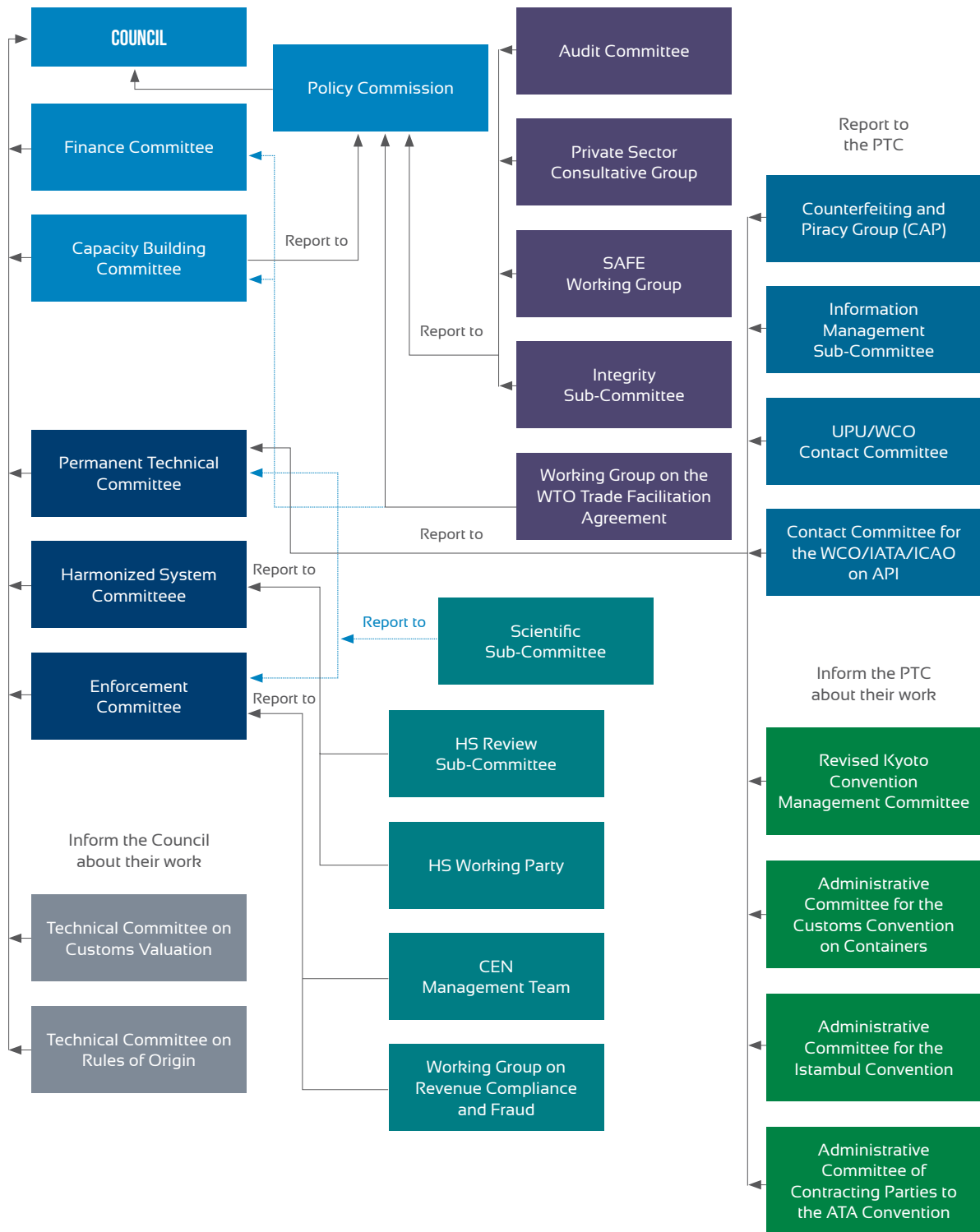
The Permanent Technical Committee (PTC) discusses and shares information on international standards and best practices for Customs procedures. The PTC is particularly focused on trade facilitation-related activities.

The Working Group on the WTO Trade Facilitation Agreement confers on matters related to the TFA, with a particular emphasis on WCO trade facilitation instruments and tools, and decides upon TFA implementation strategies.

The SAFE Working Group is responsible for the SAFE Framework of Standards to Secure and Facilitate Global Trade.

The Capacity Building Committee develops capacity building, technical assistance, and training strategies, standards, and tools, and provides a forum for co-operation and information exchange on development topics.

WCO MAJOR WORKING BODIES



CUSTOMS ENVIRONMENTAL SCAN 2016



EXECUTIVE SUMMARY

The WCO Customs Environmental Scan includes economic, political, social, environmental, and administrative subjects that directly or indirectly relate to Customs. The Scan is intended to inform WCO Members and stakeholders of relevant issues and also to support the development of the WCO Strategic Plan. Key developments include:

MACROECONOMIC INDICATORS

- Growth in the volume of world merchandise trade has slowed in recent years and this is expected to continue. Some economists point to the role of structural factors in the slowdown in international trade growth, and have accordingly accorded the term peak trade to describe this trend.
- The US economy continued to strengthen. Deflation continues to be a major concern particularly in Europe. China is importing fewer commodities which in particular impacts the economies focused on exports of commodities.

TRADE AGREEMENTS

- A growing number of WTO Members have formally accepted the WTO Agreement on Trade Facilitation (TFA). Once two-thirds of WTO Members (108) have formally accepted the TFA, it will enter into force. OECD analysis contends that improvements in the area of formalities (e.g., simplification of trade documents, streamlining of border procedures, and automation of the border process) will significantly reduce trade costs. While TFA implementation will likely take many years in developing countries, the process will likely positively impact donor funding for Customs reform and modernisation.
- 109 trade deals were completed in the five-year period of 2010-2014.

- The draft Trans-Pacific Partnership (TPP) agreement is being considered by the governments of signatories.

CUSTOMS ORGANIZATIONAL STRUCTURE

- There has been a slight increase in Revenue Authorities from 43 in 2013 to 51 in 2015.

POLITICAL, SOCIAL, TECHNOLOGICAL, AND ENVIRONMENTAL INFLUENCES

- Information and Communications Technology (ICT) or "Digital Customs" continues to expand in the Customs workplace. From the use of ICT in office automation, to the use of the Internet to publish and disseminate information, to the use of automated clearance systems to make declarations, perform risk management, undertake validation and processing, and eventually to issue approvals, ICT has transformed the way that Customs and governments operate. Accordingly, the WCO Secretary General chose "Digital Customs" as the WCO's annual theme. The Digital Customs initiative aims to replace paper-based Customs procedures with electronic operations, thus creating a more efficient and modern Customs environment in tune with global developments.
- The United Nations adopted 17 Sustainable Development Goals (SDGs) in September 2015 to replace the 8 Millennium Development Goals, and performance indicators are being developed to measure implementation of those SDGs.
- Security concerns intensified around the world. The WCO adopted the Punta Cana Resolution in the context of the Customs' role in security and launched the Security Programme which addresses specific areas of security concerns. Several governments moved to increase data collection for security purposes, such as requiring



the submission by airlines of API and PNR data. How to balance data security requirements and privacy concerns continues to be under discussion. In respect of air cargo, the WCO has recently developed a Cargo Targeting System (CTS) for the air mode, which will enable risk assessment and targeting of import, export and transshipment cargo. A Container Control Programme (CCP) for the air mode has also been developed in cooperation with the UNODC, for air cargo risk profiling, and pilots are underway.

- Conflicts such as the civil wars in Afghanistan, Iraq, Libya, and Syria have created a massive refugee crisis, particularly at the borders of Europe.
- A rapid growth in illicit trafficking of cultural objects, particularly from conflict zones, and the involvement of organized criminal groups in this activity have garnered increased attention and has led to the issue being addressed by various international bodies, including the United Nations Security Council which adopted two Resolutions (2199 and 2253) in 2015 that are directly related to the problem of illicit trafficking of cultural objects.
- Several countries in the Americas have softened drug laws in terms of legalization of marijuana for recreational and medicinal purposes. Others, such as in Asia, have recently executed persons convicted of low-level narcotics smuggling.
- Cross-border e-commerce is increasing at a significant rate around the world due to advancing Internet technology, economic development in developing countries, and expansion of express delivery services and mobility of labour force.
- Many endangered species, such as elephants, rhinos, tigers and jaguars, face extinction in the near future due to poaching and the illegal trade in wildlife.
- Customs administrations and other revenue agencies continued to collect billions of dollars annually in taxes on tobacco products which contributes to fiscal and public health objectives.
- Natural disasters, including extreme weather events due to human-induced climate change, are increasingly necessitating more attention by Customs to the clearance and release of relief consignments.
- The WCO's strategic document on anti-corruption measures is being reviewed by the G20's Anti-Corruption Working Group.
- The social demand on public sector transparency is increasing, including in the fields of taxation and trade. In this regard, the G20 Leaders agreed to lend full support to the OECD's Base Erosion and Profit Shifting (BEPS) initiative to tackle strategic tax avoidance and, in particular, endorsed a new single global standard for automatic exchange of information developed by the OECD to disclose the tax base that remains hidden in tax havens.

WCO STRATEGIC GOALS



The WCO Strategic Plan catalogues priorities which have been identified and endorsed by the decision-making body of the Organization-the Council, and provides orientation and strategic guidance. The Plan, in addition to the Strategic Goals contained therein, is intended to accurately reflect and respond to the current Customs and trade environment. The WCO's 2016/2017 to 2018/2019 Strategic Plan contains the following 7 Strategic Goals.

Packages have been developed in accompaniment to four of the Strategic Goals. The packages ensure a timely, coordinated, and effective delivery of the key performance indicators associated with each Goal.



GOAL 1



Promote the **security and facilitation** of international trade, including simplification and harmonization of Customs procedures = Economic Competitiveness Package.

GOAL 5



Promote **Digital Customs** to support, in particular, **Coordinated Border Management** and information exchange between all stakeholders.

GOAL 2



Promote fair, efficient and effective **Revenue collection** = Revenue Package.

GOAL 6



Raise the **performance** and profile of Customs.

GOAL 3




Protect society, public health and safety, and contribute to combating crime and terrorism = Compliance and Enforcement Package.

GOAL 7




Conduct **Research** and Analysis.

GOAL 4



Strengthen **Capacity Building** = Organizational Development Package.

WCO STRATEGIC GOALS



More than
60%
of Customs Administrations
use custom-made automated
clearance systems



More than
820,000
Customs officers
around the world



10.0%
of Heads of Customs
administrations
are female

SOUTH AMERICA, NORTH AMERICA, CENTRAL AMERICA AND THE CARIBBEAN

- ① Export: 96.8%
Import: 89.8%
- ② 26.4%
- ③ Export: 25.4
Import: 85.7



WEST AND CENTRAL AFRICA

- ① Export: 92.9%
Import: 93.3%
- ② 42.3%
- ③ Export: 0.2
Import: 2.5



EAST AND SOUTHERN AFRICA

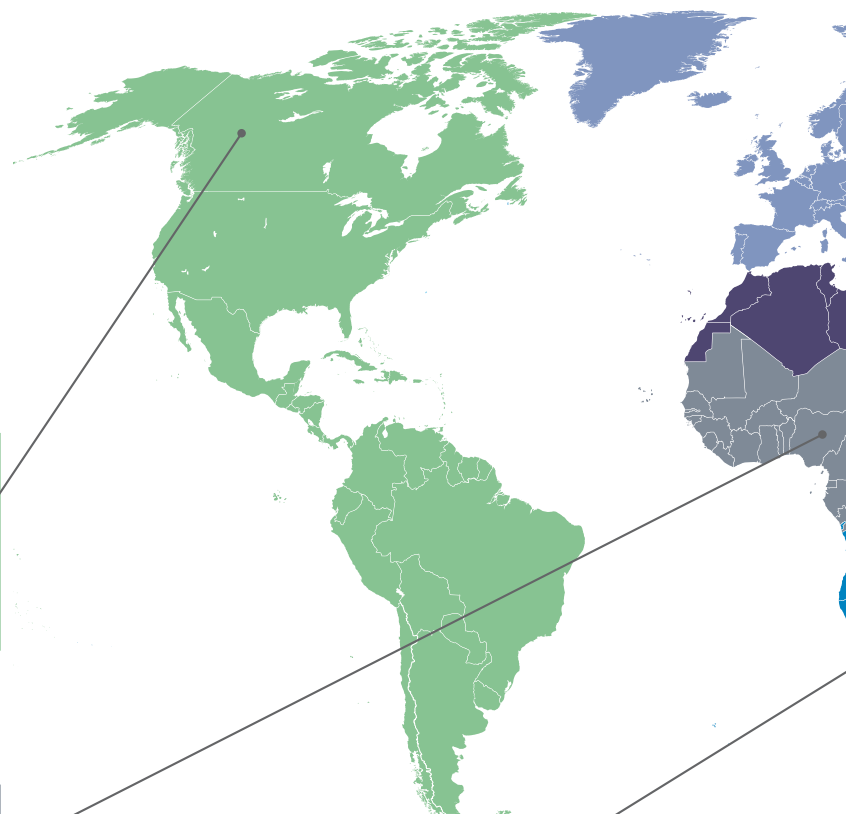
- ① Export: 82.4%
Import: 82.5%
- ② 35.2%
- ③ Export: 4.3
Import: 4.9



**① PERCENTAGE OF ELECTRONIC
DECLARATIONS*¹**

**② CONTRIBUTION OF CUSTOMS
TO TAX REVENUE*²**

**③ NUMBER OF CUSTOMS
DECLARATIONS (IN MILLIONS)*¹**

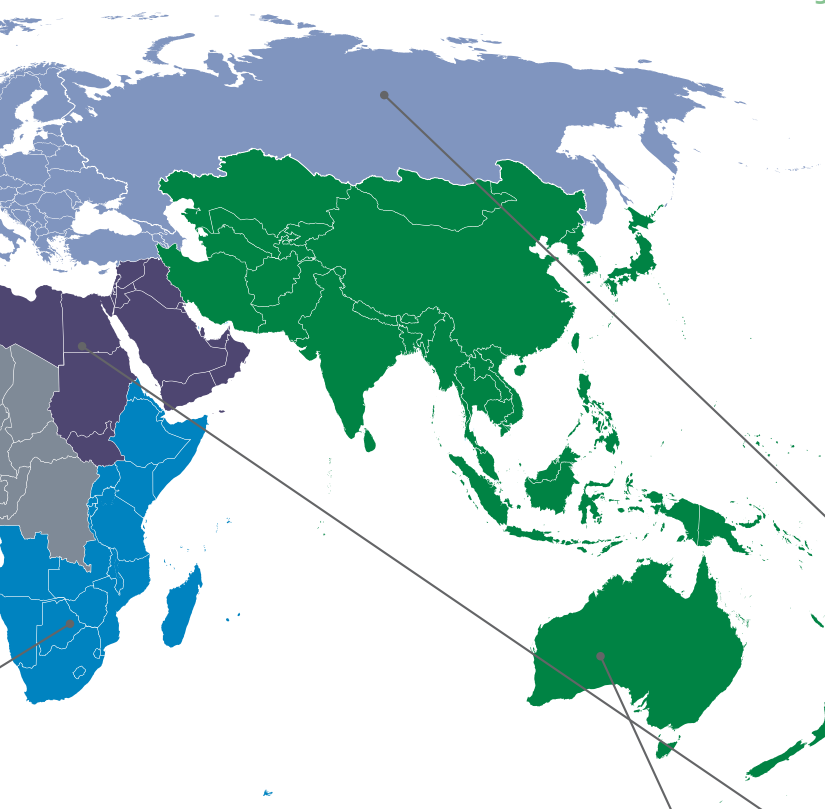




42.8%
of Customs Administrations
are embedded within a ministry
28.3% are Revenue authorities
26.7% are Customs agencies



More than
50%
of Customs Administrations
use Single Window systems



EUROPE

- 1 Export: 90.6%
Import: 83.4%
- 2 25.7%
- 3 Export: 218.3
Import: 353.4



NORTH OF AFRICA, NEAR AND MIDDLE EAST

- 1 Export: 97.6%
Import: 93.8%
- 2 26.1%
- 3 Export: 8.1
Import: 13.3



FAR EAST, SOUTH AND SOUTH EAST ASIA, AUSTRALASIA AND THE PACIFIC ISLANDS

- 1 Export: 88.1%
Import: 85.4%
- 2 33.6%
- 3 Export: 111.2
Import: 90.7



*1 The figures shown are based on information received from 125 Member respondents.

*2 This figure represents the share of revenue collected by Customs (e.g. VAT included) of the overall national tax revenue.

GENERAL INFORMATION

Country Name		Afghanistan (Islamic Republic)	Albania	Algeria	Andorra	Angola	Argentina
Name of Head of Customs Administration		Mr. Sayed Abdul Rahman SAYEED	Mrs. Pranvera FAGU	Mr. Kaddour BENTAHAR	Mr. Albert HINOJOSA BESOLI	Mr. Valentim Joaquim MANUEL	Mr. Alberto ABAD
Title of Head of Customs Administration		Director General of Customs	Deputy Minister of Finances and Director General of Customs	Directeur général des Douanes	Directeur général	President of the Board	Federal Administrator of Public Revenues
Name of Customs Administration		Afghan Customs Department, Ministry of Finance	Directorate General of Customs, Ministry of Finance	Direction générale des Douanes, Ministère des Finances	Departament de Tributs i Fronteres	Angola Revenue Administration	Federal Administration of Public Revenues
Type of Organization		Ministry Department	Ministry Department	Ministry Department	Ministry Department	Revenue Authority	Revenue Authority
Customs Website Address		mof.gov.af	www.dogana.gov.al	www.douane.gov.dz	www.duana.ad	www.agt.minfin.gov.ao	www.afip.gob.ar
Number of Customs staff (approximate)		2,147	1,002	18,500	91	3,082	5,419
Year of WCO Accession		2004	1992	1966	1998	1990	1968
Key WCO Instrument	HS ^x		V	V	V	V	V
	RKC ^y		V	V			V
	SAFE ^z	V	V	V		V	V



Country Name		Armenia	Australia	Austria	Azerbaijan	Bahamas	Bahrain
Name of Head of Customs Administration		Mr. Hovhannes HOVSEPYAN	Mr. Roman QUAEDVLIEG	Mr. Hans Georg KRAMER	Mr. Aydin ALIYEV	Mr. Charles J. TURNER	Mr. Mohamed bin Khalifa AL KHALIFA
Title of Head of Customs Administration		Chairman, Customs Revenue Committee	Australian Border Force Commissioner	Director General of Customs	Chairman of the State Customs Committee	Comptroller of Customs	President of Customs
Name of Customs Administration		Customs Service, State Revenue Committee	Department of Immigration and Border Protection	Customs Department, Ministry of Finance	State Customs Committee of Republic of Azerbaijan	Bahamas Customs	Customs Affairs, Ministry of Interior
Type of Organization		Revenue Authority	Border Protection Service	Ministry Department	Customs Agency	Ministry Department	Ministry Department
Customs Website Address		www.customs.am	www.border.gov.au	www.bmf.gv.at	www.customs.gov.az	www.bahamas.gov.bs/customs	www.customs.gov.bh
Number of Customs staff (approximate)		800	5,181	1,668	3,000	701	1,216
Year of WCO Accession		1992	1961	1953	1992	1974	2001
Key WCO Instrument	HS ^a	V	V	V	V	V	V
	RKC ^b	V	V	V	V	V	V
	SAFE ^c	V	V	V	V	V	V

WCO MEMBER PROFILES

Country Name		Bangladesh	Barbados	Belarus	Belgium	Belize	Benin
Name of Head of Customs Administration		Mr. Nojibur RAHMAN	Ms. Annette WEEKES	Mr. Yury SENKO	M. Kristian VANDERWAEREN	Mr. Victor RECINOS	Mr. Charles Sourou SEZAN
Title of Head of Customs Administration		Chairman of the National Board of Revenue	Comptroller	Chairman of the State Customs Committee of the Republic of Belarus	Administrateur Général des Douanes et Accises	Comptroller	Directeur général des Douanes et Droits indirects
Name of Customs Administration		Bangladesh Customs under National Board of Revenue, Internal Resource Division, Ministry of Finance	Customs and Excise Department	State Customs Committee of the Republic of Belarus	Administration Générale des Douanes et Accises, Service Public Fédéral Finances	Customs and Excise Department, Ministry of Finance	Direction générale des Douanes et Droits indirects
Type of Organization		Revenue Authority	Ministry Department	Customs Agency	Ministry Department	Ministry Department	Ministry Department
Customs Website Address		www.nbr-bd.org	www.customs.gov.bb	www.customs.gov.by	fiscus.fgov.be/interfdaNL/fr	www.customs.gov.bz	www.douanes-beninoises.net
Number of Customs staff (approximate)		5,158	502	5,200	3,440	204	963
Year of WCO Accession		1978	1999	1993	1952	2008	1998
Key WCO Instrument	HS ^x	V		V	V		V
	RKC ^y	V		V	V		
	SAFE ^z	V	V	V	V		V

Country Name		Bermuda	Bhutan	Bolivia	Bosnia and Herzegovina	Botswana	Brazil
Name of Head of Customs Administration		Ms. Lucinda PEARMAN	Mr. Yonten NAMGYEL	Ms. Marlene ARDAYA VASQUEZ	Mr. Miro DZAKULA	Mr. Phodiso Philiso VALASHIA	Mr. Ronaldo Lázaro MEDINA
Title of Head of Customs Administration		Acting Collector of Customs	Director	Executive President	Director General	Commissioner of Customs and Excise	Undersecretary of Customs and International Relations
Name of Customs Administration		Customs Department, Ministry of Finance and Ministry of National Security	Department of Revenue and Customs, Ministry of Finance	National Customs of Bolivia	Customs Department, Indirect Taxation Authority	Botswana Unified Revenue Service (BURS)	Undersecretariat of Customs and International Relations, Secretariat of the Federal Revenue of Brazil
Type of Organization		Ministry Department	Ministry Department	Customs Agency	Revenue Authority	Revenue Authority	Revenue Authority
Customs Website Address		www.gov.bm/department/customs	www.mof.gov.bt	www.aduana.gob.bo	www.uino.gov.ba	www.burs.org.bw	www.receita.fazenda.gov.br
Number of Customs staff (approximate)		184	220	1,852	1,326	544	3,170
Year of WCO Accession		1990	2002	1997	2008	1978	1981
Key WCO Instrument	HS ^x		V	V	V	V	V
	RKC ^y		V			V	
	SAFE ^z	V	V	V	V	V	V

WCO MEMBER PROFILES

Country Name		Brunei Darussalam	Bulgaria	Burkina Faso	Burundi	Cambodia	Cameroon
Name of Head of Customs Administration		Mr. Mohammad Nizam Bin HAJI ISMI	Ms. Rozalia DIMITROVA	Mr. Adama SAWADO GO	Mr. Léonard SENTORE	Mr. KUN Nhem	M. Fongod Edwin NUVAGA
Title of Head of Customs Administration		Acting Controller of Royal Customs and Excise Department	Director General	Directeur général	Commissaire Général	Director General	Directeur Général des Douanes
Name of Customs Administration		The Royal Customs and Excise Department, Ministry of Finance	National Customs Agency	Direction générale des Douanes	Office Burundais des Recettes	General Department of Customs and Excise of Cambodia, Ministry of Economy and Finance	Direction Générale des Douanes, Ministère des Finances
Type of Organization		Ministry Department	Customs Agency	Ministry Department	Revenue Authority	Ministry Department	Ministry Department
Customs Website Address		www.mof.gov.bn/index.php/about-royal-customs-a-excise-dept	www.customs.bg	www.douanes.bf	www.obr.bi	www.customs.gov.kh	douanescustoms-cm.net
Number of Customs staff (approximate)		425	3,362	1,795	235	1,464	4,500
Year of WCO Accession		1996	1973	1966	1964	2001	1965
Key WCO Instrument	HS ^x		V	V		V	V
	RKC ^y		V			V	V
	SAFE ^z	V	V	V	V	V	V

Country Name		Canada	Cape Verde	Central African Republic	Chad	Chile	China
Name of Head of Customs Administration		Mrs. Linda LIZOTTE-MACPHARSON	Mr. Guntar CAMPOS	Mr. Frédéric Theodore INAMO	Mr. Djamal DIRMAY HAROUN	Mr. Juan ARAYA	Mr. YU Guangzhou
Title of Head of Customs Administration		President	Directeur National des Douanes	Directeur général des Douanes et Droits indirects	Directeur général des Douanes et Droits indirects	Director General of Customs	Minister
Name of Customs Administration		Canada Border Services Agency	Direcção das Alfândegas	Direction générale des Douanes et Droits indirects	Direction générale des Douanes et Droits indirects	National Customs Service	General Administration of Customs
Type of Organization		Border Protection Service	Ministry Department	Ministry Department	Ministry Department	Customs Agency	Ministry Department
Customs Website Address		www.cbsa-asfc.gc.ca	www.alfandegas.cv	n.a.	n.a.	www.aduana.cl	www.customs.gov.cn
Number of Customs staff (approximate)		13,768	197	500	1,908	1,832	60,000
Year of WCO Accession		1971	1992	1986	2005	1966	1983
Key WCO Instrument	HS ^x	V	V	V	V	V	V
	RKC ^y	V	V				V
	SAFE ^z	V	V	V	V	V	V


WCO MEMBER PROFILES

Country Name		Colombia	Comoros	Congo (Republic of the)	Costa Rica	Côte d'Ivoire	Croatia
Name of Head of Customs Administration		Mr. Santiago ROJAS ARROYO	M. Moustafa SAID SOIMIHI	Mr. Jean-Alfred ONANGA	Mr. Benito COGHI MORALES	Mr. Issa COULIBALY	Mr. Hrvoje ČOVIĆ
Title of Head of Customs Administration		Director General	Directeur Général des Douanes	Directeur général des Douanes et Droits indirects	Director General of Customs	Directeur général des Douanes	Director General of Customs
Name of Customs Administration		Dirección de Impuestos y Aduanas Nacionales (DIAN)	Administration des douanes droits indirects et accises	Direction générale des Douanes et Droits indirects	Directorate General of Customs, Ministry of Finance	Direction générale des Douanes	Customs Administration, Ministry of Finance
Type of Organization		Ministry Department	Ministry Department	Ministry Department	Ministry Department	Ministry Department	Ministry Department
Customs Website Address		www.dian.gov.co	www.douanes.km	www.douanes.gouv.cg	www.hacienda.go.cr/contenido/284-servicio-nacional-de-aduanas	www.douanes.ci	www.carina.hr
Number of Customs staff (approximate)		4,797	570	2,721	638	1,848	2,973
Year of WCO Accession		1993	1993	1975	2001	1963	1993
Key WCO Instrument	HS ^x	V	V	V	V	V	V
	RKC ^y					V	V
	SAFE ^z	V	V	V	V	V	V

Country Name		Cuba	Curaçao	Cyprus	Czech Republic	Democratic Republic of the Congo	Denmark
Name of Head of Customs Administration		Mr. Pedro Miguel PÉREZ BETANCOURT	Mr. Jules ILARIO	Mr. Demetrios HADJICOSTIS	Mr. Petr KAŠPAR	M. Déo RUGWIZA MAGERA	Mr. Preben Buchholtz HANSEN
Title of Head of Customs Administration		Jefe de la Aduana General	Director Customs	Director General of Customs and Excise	Director General of Customs	Directeur Général des Douanes et Accises	Director General of Customs
Name of Customs Administration		Aduana General de la República	Customs, Ministry of Finance	Department of Customs and Excise, Ministry of Finance	Czech Customs Administration	Direction Générale des Douanes et Accises	SKAT (The Danish Customs and Tax Administration)
Type of Organization		Customs Agency	Customs Agency	Ministry Department	Customs Agency	Customs Agency	Revenue Authority
Customs Website Address		www.aduana.co.cu	n.a.	www.mof.gov.cy/ce	www.celnisprava.cz	douanes.gouv.cd	www.skat.dk
Number of Customs staff (approximate)		6,693	264	438	5,421	5,971	500
Year of WCO Accession		1988	2001	1967	1993	1972	1952
Key WCO Instrument	HS ^x	V		V	V	V	V
	RKC ^y	V		V	V	V	V
	SAFE ^z	V	V	V	V	V	V









WCO MEMBER PROFILES

Country Name		Djibouti	Dominican Republic	Ecuador	Egypt	El Salvador	Eritrea
Name of Head of Customs Administration		Mr. Ahmed Youssouf GOULED	Mr. Fernando FERNÁNDEZ	Mr. Xavier CÁRDENAS	Mr. Magdy ABDELAZEEZ	Mr. Carlos Alfredo CATIVO SANDOVAL	Mr. Yosief YEHDEGO
Title of Head of Customs Administration		Directeur général des Douanes et Droits indirects	Director General of Customs	Director General of Customs	Customs Commissioner	Director General	Commissioner
Name of Customs Administration		Direction des Douanes et Droits indirects	Directorate General of Customs	National Customs Service of Ecuador	Egyptian Customs Authority	Dirección General de Aduanas	Customs Department
Type of Organization		Ministry Department	Customs Agency	Customs Agency	Customs Agency	Ministry Department	Ministry Department
Customs Website Address		www.douanes.dj	www.aduanas.gob.do	www.aduana.gob.ec	www.customs.gov.eg	www.mh.gob.sv	n.a.
Number of Customs staff (approximate)		429	5,036	1,959	13,393	768	n.a.
Year of WCO Accession		2008	2004	1997	1956	2005	1995
Key WCO Instrument	HS ^x		V	V	V		V
	RKC ^y		V		V		
	SAFE ^z	V	V	V	V	V	

Country Name		Estonia	Ethiopia	Fiji	Finland	France	Gabon
Name of Head of Customs Administration		Mr. Marek HELM	Mr. Ato BEKER SHALE	Mr. Visvanath DAS	Mr. Antti HARTIKAINEN	Mlle Hélène CROCQUEVIELLE	Mr. Alain Pau NDJOUBI-OSSAMY
Title of Head of Customs Administration		Director General	Director General	Chief Executive Officer	Director General	Directrice générale des douanes	Directeur général des Douanes et Droits indirects
Name of Customs Administration		Estonian Tax and Customs Board	Revenues and Customs Authority	Fiji Revenue & Customs Authority	Finnish Customs	Direction générale des douanes et des droits indirects	Direction générale des Douanes et Droits indirects
Type of Organization		Revenue Authority	Revenue Authority	Revenue Authority	Customs Agency	Customs Agency	Ministry Department
Customs Website Address		www.emta.ee	www.erca.gov.et	www.frca.org.fj	www.tulli.fi	www.douane.gouv.fr	www.douanes.ga
Number of Customs staff (approximate)		618	2,052	323	2,212	16,500	1,020
Year of WCO Accession		1992	1973	1997	1961	1952	1965
Key WCO Instrument	HS ^x						
	RKC ^y						
	SAFE ^z						

WCO MEMBER PROFILES

Country Name		Gambia	Georgia	Germany	Ghana	Greece	Guatemala
Name of Head of Customs Administration		Mr. Yankuba DARBOE	Mr. Giorgi TABUASHVILI	Mr. Uwe SCHRÖDER	Mr. Kuudamnuru John VIANNEY	Ms. Eirini YIALOURI	Mr. Francisco RIVERA
Title of Head of Customs Administration		Commissioner General	Director-General of Revenue Service	Director General of the Central Customs Authority	Customs Commissioner	Director General of Customs and Excise	Superintendente de Administración Tributaria a.i.
Name of Customs Administration		Gambia Revenue Authority	Revenue Service (Tax and Customs Administration)	Central Customs Authority	Customs Division, Ghana Revenue Authority	Directorate General of Customs and Excise, General Secretariat for Public Revenue, Ministry of Finance	Superintendencia de Administración Tributaria (SAT)
Type of Organization		Revenue Authority	Revenue Authority	Customs Agency	Revenue Authority	Ministry Department	Revenue Authority
Customs Website Address		n.a.	www.rs.ge	www.zoll.de	www.gra.gov.gh	http://www.minfin.gr/portal/en	www.sat.gob.gt
Number of Customs staff (approximate)		203	1,393	35,218	2,818	1,950	1,500
Year of WCO Accession		1987	1993	1952	1968	1952	1985
Key WCO Instrument	HS ^x		V	V	V	V	
	RKC ^y			V		V	
	SAFE ^z	V	V	V	V	V	V

Country Name		Guinea	Guinea-Bissau	Guyana	Haiti	Honduras	Hong Kong, China
Name of Head of Customs Administration		M. Toumany SANGARE	Mr. Francisco Rosa CA	Ms. Ingrid GRIFFITH	Mr. Victor Hugo SAINT-LOUIS	Mr. Jesús Olfredo OLIVA	Mr. Yun-kwong Roy TANG
Title of Head of Customs Administration		Directeur Général des Douanes	Directeur général des Douanes	Commissioner General	Directeur général des Douanes	Director General of Customs	Commissioner of Customs and Excise
Name of Customs Administration		Direction générale des Douanes, Ministère Délégué au Budget	Direcção-Geral das Alfândegas	Guyana Revenue Authority	Administration générale des Douanes	Dirección Adjunta de Rentas Aduaneras	Customs and Excise Department
Type of Organization		Ministry Department	Ministry Department	Revenue Authority	Customs Agency	Revenue Authority	Customs Agency
Customs Website Address		www.douanesguinee.gov.gn	www.minfin-gov.bissau.net/dga	www.gra.gov.gy	www.douane.gouv.ht	www.dei.gob.hn	www.customs.gov.hk
Number of Customs staff (approximate)		2,600	525	171	1,624	723	5,984
Year of WCO Accession		1991	2010	1976	1958	2005	1987
Key WCO Instrument	HS ^x						
	RKC ^y						
	SAFE ^z						

WCO MEMBER PROFILES

Country Name		Hungary	Iceland	India	Indonesia	Iran (Islamic Republic of)	Iraq
Name of Head of Customs Administration		Mr. Tamás MOLNÁR	Mr. Snorri OLSEN	Mr. Najib SHAH	Mr. Heru PAMBUDI	Mr. Massoud KARBASIAN	Mr. Ali Abdel Allah KHADIM
Title of Head of Customs Administration		Deputy State Secretary, Director General for Customs and International Affairs	Director General	Chairman	Director General of Customs and Excise	Deputy Minister, Economy and Finance, and President of Iran Customs	Director General of Custom
Name of Customs Administration		National Tax and Customs Administration	Directorate of Customs	Central Board of Excise and Customs (CBEC), Department of Revenue, Ministry of Finance	Customs and Excise Directorate General, Ministry of Finance	Customs Administration, Ministry of Economy and Finance	General Commission for Customs, Ministry of Finance
Type of Organization		Revenue Authority	Customs Agency	Ministry Department	Ministry Department	Customs Agency	Customs Agency
Customs Website Address		www.nav.gov.hu	www.tollur.is	www.cbec.gov.in	www.beacukai.go.id	www.irica.gov.ir	www.iraqcustoms.org
Number of Customs staff (approximate)		3,837	228	70,000	14,155	8,500	2,939
Year of WCO Accession		1968	1971	1971	1957	1959	1990
Key WCO Instrument	HS ^x	V	V	V	V	V	
	RKC ^y	V	V	V		V	
	SAFE ^z	V	V	V	V	V	V

Country Name		Ireland	Israel	Italy	Jamaica	Japan	Jordan
Name of Head of Customs Administration		Mr. Liam IRWIN	Mr. Avraham Ben ARDETE	Mr. Giuseppe PELEGGI	Mr. Richard REESE	Mr. Mikio KAJIKAWA	Mr. Waddah MAH'D HMOUD
Title of Head of Customs Administration		Director General of Customs	Director General	Director of Customs Agency	Commissioner of Customs	Director General	Director General of Customs
Name of Customs Administration		Office of the Revenue Commissioners	Customs Directorate, Israel Tax Authority	Customs and Monopolies Agency	Jamaica Customs	Customs and Tariff Bureau, Ministry of Finance	Customs Department, Ministry of Finance
Type of Organization		Revenue Authority	Revenue Authority	Customs Agency	Customs Agency	Ministry Department	Ministry Department
Customs Website Address		www.revenue.ie	www.mof.gov.il/customs/eng/	www.agenziadogane.it	www.jacustoms.gov.jm	www.customs.go.jp	www.customs.gov.jo
Number of Customs staff (approximate)		389	950	8,859	1,100	9,148	2,954
Year of WCO Accession		1952	1958	1952	1963	1964	1964
Key WCO Instrument	HS ^x	V	V	V		V	V
	RKC ^y	V		V		V	V
	SAFE ^z	V	V	V	V	V	V

WCO MEMBER PROFILES

Country Name		Kazakhstan	Kenya	Korea (Republic of)	Kuwait	Kyrgyzstan	Lao People's Democratic Republic
Name of Head of Customs Administration		Mr. Dean Daulet ERGOZHIN	Mr. Julius Nzau MUSYOKI	Mr. Nak-Hoe KIM	Mr. K.A. AL SAIF	Mr. Azamat SULAIMANOV	Mr. Athsaphangthong SIPHANDONE
Title of Head of Customs Administration		Chairman	Commissioner of Customs and Border Control	Commissioner	Director General	Chairman of the State Customs Service	Director General
Name of Customs Administration		Customs Control Committee, Ministry of Finance	Kenya Revenue Authority	Korea Customs Service	General Administration of Customs	State Customs Service	Ministry of Finance, Department of Customs
Type of Organization		Ministry Department	Revenue Authority	Customs Agency	Ministry Department	Customs Agency	Ministry Department
Customs Website Address		e.customs.kz/ wps/portal/ customs	www.kra.gov.ke	www.customs. go.kr	www.customs. gov.kw	www.customs. gov.kg	www.laocustoms. laopdr.net
Number of Customs staff (approximate)		15,160	1,450	4,607	3,726	1,275	969
Year of WCO Accession		1992	1965	1968	1993	2000	2007
Key WCO Instrument	HS ^x	V	V	V	V	V	
	RKC ^y	V	V	V			
	SAFE ^z	V	V	V	V	V	V

Country Name		Latvia	Lebanon	Lesotho	Liberia	Libya	Lithuania
Name of Head of Customs Administration		Mr. Ingrida GULBE-OTANKE	Mr. Nizar KHALIL	Ms. Makali LEPHOLISA	Mr. Saa SAAMOI	Mr. Mustafa A. ELTEREJMAN	Ms. Arunas ADOMENAS
Title of Head of Customs Administration		Acting Director	Director General of Customs, President of the Higher Council of Lebanese Customs	Commissioner of Customs	Commissioner	Director General	Director General of the Customs Department
Name of Customs Administration		National Customs Board, State Revenue Service	Customs Department, Ministry of Finance	Customs Division, Lesotho Revenue Authority	Ministry of Finance & Development Planning	Customs Administration	Customs Department, Ministry of Finance
Type of Organization		Revenue Authority	Ministry Department	Revenue Authority	Revenue Authority	Ministry Department	Ministry Department
Customs Website Address		www.vid.gov.lv	www.customs.gov.lb	www.lra.org.ls/Customs.php	www.mofrevenue.gov.lr	www.customs.ly	www.lrmuitine.lt
Number of Customs staff (approximate)		1,116	1,854	272	325	13,500	2,250
Year of WCO Accession		1992	1960	1978	1975	1975	1992
Key WCO Instrument	HS ^x	V	V	V	V	V	V
	RKC ^y	V		V			V
	SAFE ^z	V	V	V	V	V	V














WCO MEMBER PROFILES

Country Name		Luxembourg	Macau, China	Madagascar	Malawi	Malaysia	Maldives
Name of Head of Customs Administration		M. Alain BELLOT	Mr. Vong Lao Lek	M. Rabenja Eric NARIVONY	Mr. Fatch VALETA	Mr. Dato' Sri Khazali bin AHMAD	Mr. Ibrahim Shareef MOHAMED
Title of Head of Customs Administration		Directeur des Douanes et Accises	Director General	Directeur Général des Douanes	Commissioner of Customs and Excise	Director General of Customs	Commissioner General of Customs
Name of Customs Administration		Administration des Douanes et des Accises, Ministère des Finances	Macao Customs Service	Direction Générale des Douanes, Ministère des Finances et du Budget	Customs and Excise Division, Malawi Revenue Authority	Royal Malaysian Customs Department, Ministry of Finance	Maldives Customs Service
Type of Organization		Ministry Department	Customs Agency	Ministry Department	Revenue Authority	Ministry Department	Customs Agency
Customs Website Address		www.etat.lu/DO	www.customs.gov.mo	www.douanes.gov.mg	www.mra.mw	www.customs.gov.my	www.customs.gov.mv
Number of Customs staff (approximate)		468	1,086	1,200	429	13,463	707
Year of WCO Accession		1953	1993	1964	1966	1964	1995
Key WCO Instrument	HS ^x	V		V	V	V	V
	RKC ^y	V		V	V	V	
	SAFE ^z	V	V	V	V	V	V

Country Name		Mali	Malta	Mauritania	Mauritius	Mexico	Moldova
Name of Head of Customs Administration		Mr. Modibo Kane KEITA	Mr. Joseph P. BRINCAT	Mr. DAH OULD HAMADY OULD EL MAMY	Mr. Vivekanand RAMBURUN	Mr. Ricardo TREVIÑO CHAPA	Mr. Vitalie VRABIE
Title of Head of Customs Administration		Directeur général	Director General of Customs	Directeur général	Director	General Customs Administrator	Director General of the Customs Service
Name of Customs Administration		Direction générale des Douanes	Customs Department, Ministry for Finance	Direction générale des Douanes, Ministère des Finances	Customs Department, Mauritius Revenue Authority	General Customs Administration, Tax Administration Service	Customs Service, Ministry of Finance
Type of Organization		Ministry Department	Ministry Department	Ministry Department	Revenue Authority	Revenue Authority	Customs Agency
Customs Website Address		n.a.	customs.gov.mt	http://www.dgdmr.com/	www.mra.mu	www.sat.gob.mx	www.customs.gov.md
Number of Customs staff (approximate)		1,853	358	800	616	7,648	1,728
Year of WCO Accession		1987	1968	1979	1973	1988	1994
Key WCO Instrument	HS ^x	V	V	V	V	V	V
	RKC ^y	V	V		V		
	SAFE ^z	V	V	V	V	V	V

WCO MEMBER PROFILES

Country Name		Mongolia	Montenegro	Morocco	Mozambique	Namibia	Nepal
Name of Head of Customs Administration		Mr. Purev SURENJAV	Mr. Vladan JOKOVIC	M. Zouhair CHORFI	Mr. Aly Dauto MALLA	Mr. Bevan Sililo SIMATAA	Mr. Sishir Kumar DHUNGANA
Title of Head of Customs Administration		Director General	Director of Customs Administration	Directeur Général de l'Administration des Douanes et Impôts Indirects	Director General of Customs	Commissioner of Customs and Excise	Director General of Customs
Name of Customs Administration		General Authority for Customs and Taxation of Mongolia	Customs Administration	Administration des Douanes et Impôts indirects, Ministère de l'Economie et des Finances	General Directorate of Customs, Mozambique Revenue Authority	Customs and Excise	Department of Customs, Ministry of Finance
Type of Organization		Revenue Authority	Customs Agency	Ministry Department	Revenue Authority	Ministry Department	Ministry Department
Customs Website Address		www.customs.gov.mn	www.upravacarina.gov.me/en/administration	www.douane.gov.ma	www.at.gov.mz	http://www.mof.na	www.customs.gov.np
Number of Customs staff (approximate)		2,600	499	4,705	2,274	741	1,283
Year of WCO Accession		1991	2006	1968	1987	1992	1986
Key WCO Instrument	HS ^x	V	V	V	V	V	V
	RKC ^y	V	V	V	V	V	
	SAFE ^z	V	V	V	V	V	V

Country Name		Netherlands	New Zealand	Nicaragua	Niger	Nigeria	Norway
Name of Head of Customs Administration		Mr. Pieter HASEKAMP	Ms. Carolyn TREMAIN	Mr. Eddy Francisco MEDRANO SOTO	Mr. Issaka ASSOUMANE	Mr. Hameed IBRAHIM ALI	Mr. Bjørn RØSE
Title of Head of Customs Administration		Director General for Tax and Customs Policy and Legislation	Comptroller of Customs and Chief Executive of the Customs Service	Director General	Directeur général	Comptroller General of Customs	Director General
Name of Customs Administration		Netherlands Tax and Customs Administration, Ministry of Finance	New Zealand Customs Service	Dirección General de Servicios Aduaneros	Direction générale des Douanes, Ministère des Finances	Nigeria Customs Service	Directorate of Norwegian Customs
Type of Organization		Ministry Department	Customs Agency	Other	Ministry Department	Customs Agency	Customs Agency
Customs Website Address		www.douane.nl	www.customs.govt.nz	www.dga.gob.ni	n.a.	www.customs.gov.ng	www.toll.no
Number of Customs staff (approximate)		4,378	1,129	1,274	1,064	17,570	1,650
Year of WCO Accession		1953	1963	1998	1981	1963	1952
Key WCO Instrument	HS ^x						
	RKC ^y						
	SAFE ^z						













WCO MEMBER PROFILES

Country Name		Oman	Pakistan	Palestine	Panama	Papua New Guinea	Paraguay
Name of Head of Customs Administration		Mr. Khalifa Ali ALSYABI	Mr. Nasir Masroor AHMED	Mr. Luai Fathi MUSA HANASH	Mr. José Gómez NÚÑEZ	Mr. Ray Paul	Mr. Nelson Daniel VALIENTE Saucedo
Title of Head of Customs Administration		Director General	Member (Customs)	Director General of Customs, Excises and VAT	Director General of Customs	Commissioner	National Director of Customs
Name of Customs Administration		Directorate General of Customs	Pakistan Customs Service, Revenue Division, Ministry of Finance	Department of Customs, Excises, and VAT, Ministry of Finance	National Customs Authority	Customs Service	National Directorate of Customs
Type of Organization		Ministry Department	Revenue Authority	Ministry Department	Customs Agency	Revenue Authority	Customs Agency
Customs Website Address		www.customs.gov.om	www.fbr.gov.pk	www.pmf.ps/web/cav/6	www.ana.gob.pa	www.customs.gov.pg	www.aduana.gov.py
Number of Customs staff (approximate)		1,720	7,151	847	1,800	280	1,341
Year of WCO Accession		2000	1955	2015	1996	2002	1969
Key WCO Instrument	HS ^x	V	V		V	V	V
	RKC ^y	V	V			V	
	SAFE ^z	V	V		V	V	V

Country Name		Peru	Philippines	Poland	Portugal	Qatar	Romania
Name of Head of Customs Administration		Mr. Victor Martín PAMOS	Mr. Alberto D. LINA	Mr. Marian BANAŚ	Ms. Maria Helena BORGES	Mr. Ahmad bin Ali AL-MUHANNADI	Mr. Romeo-Florin NICOLAE
Title of Head of Customs Administration		Superintendente Nacional	Customs Commissioner	Director General of Customs	General Director of Tax and Customs Authority	Chairman	Vice-President
Name of Customs Administration		Superintendencia Nacional de Aduanas y de Administración Tributaria (SUNAT)	Bureau of Customs, Department of Finance	Customs Service, Ministry of Finance	Tax and Customs Administration	General Authority of Customs	National Agency for Fiscal Administration, National Customs Authority
Type of Organization		Revenue Authority	Customs Agency	Ministry Department	Revenue Authority	Customs Agency	Revenue Authority
Customs Website Address		www.sunat.gob.pe	www.customs.gov.ph	www.mf.gov.pl	portal.dasfinancas.gov.pt	www.customs.gov.qa	www.customs.ro
Number of Customs staff (approximate)		3,480	3,097	15,198	1,138	2,239	2,621
Year of WCO Accession		1970	1980	1974	1953	1992	1969
Key WCO Instrument	HS ^x	V	V	V	V	V	V
	RKC ^y		V	V	V	V	V
	SAFE ^z	V	V	V	V	V	V

WCO MEMBER PROFILES

Country Name		Russian Federation	Rwanda	Saint Lucia	Samoa	Sao Tome and Principe	Saudi Arabia
Name of Head of Customs Administration		Mr. Andrey BELYANINOV	Mr. Rapheal TUGIRUMUREMYI	Mr. Andy FERNELON	Ms. Avalisa Sina VIALI-FAUTUA'ALI	Mr. Ilza AMADO VAZ	Mr. Saleh M. AIKHALIWI
Title of Head of Customs Administration		Head of the Federal Customs Service	Commissioner for Customs	Comptroller of Customs	Chief Executive Officer	Director General of Customs	Director General of Customs
Name of Customs Administration		Federal Customs Service	Customs Department, Rwanda Revenue Authority	Customs Department, Ministry of Finance	Customs Service, Ministry for Revenue	Directorate General of Customs, Ministry of Finance and Public Administration	Saudi Customs, Ministry of Finance
Type of Organization		Customs Agency	Revenue Authority	Ministry Department	Ministry Department	Ministry Department	Customs Agency
Customs Website Address		www.customs.ru	www.rra.gov.rw	www.customs.gov.lc	www.revenue.gov.ws	www.alfandegas.st	www.customs.gov.sa
Number of Customs staff (approximate)		55,007	257	244	124	54	14,376
Year of WCO Accession		1991	1964	2005	2001	2009	1973
Key WCO Instrument	HS ^x	V	V			V	V
	RKC ^y	V	V				V
	SAFE ^z	V	V	V	V		V

Country Name		Senegal	Serbia	Seychelles	Sierra Leone	Singapore	Slovakia
Name of Head of Customs Administration		M. Papa Ousmane GUEYE	Mr. Miloš TOMIĆ	Ms. Georgette PILLAY	Mr. Haja I. KALLAH-KAMARA	Mr. HO Chee Pong	Mr. František IMRECZE
Title of Head of Customs Administration		Directeur Général des Douanes	Director General	Commissioner	Commissioner	Director General	President
Name of Customs Administration		Direction Générale des Douanes, Ministère de l'Economie, des Finances et du Plan	Customs Administration	Revenue Commission	National Revenue Authority	Singapore Customs	Financial Administration of Slovak Republic
Type of Organization		Ministry Department	Customs Agency	Revenue Authority	Revenue Authority	Customs Agency	Revenue Authority
Customs Website Address		www.douanes.sn	www.carina.rs	www.src.gov.sc	www.nra.gov.sl/nra	www.customs.gov.sg	www.financnasprava.sk
Number of Customs staff (approximate)		n.a.	2,467	126	146	993	9,246
Year of WCO Accession		1976	2001	2000	1975	1975	1993
Key WCO Instrument	HS ^x						
	RKC ^y						
	SAFE ^z						

WCO MEMBER PROFILES

Country Name		Slovenia	Somalia	South Africa	South Sudan	Spain	Sri Lanka
Name of Head of Customs Administration		Mr. Stanislav MIKUŽ	Mr. Mohamed Haji MOHAMUD	Mr. Thomas Swabihi MOYANE	Mr. Akok NOON AKOK	Ms. Pilar JURADO BORREGO	Mr. W.A. Chulananda PERERA
Title of Head of Customs Administration		Director General of the Financial Administration	Director of Customs	Commissioner	Director General	Director of the Department of Customs and Excise	Director General of Customs
Name of Customs Administration		Customs Department, Financial Administration of the Republic of Slovenia	Ministry of Finance and Planning	South African Revenue Service, Division of Customs and Excise	South Sudan Customs Service	Department of Customs and Excise, State Tax Administration Agency	Customs Department, Ministry of Finance
Type of Organization		Revenue Authority	Ministry Department	Revenue Authority	Ministry Department	Revenue Authority	Ministry Department
Customs Website Address		www.fu.gov.si	n.a.	www.sars.gov.za	www.ss-cs.org	www.agenciatributaria.es	www.customs.gov.lk
Number of Customs staff (approximate)		535	760	2,400	1,400	3,775	2,013
Year of WCO Accession		1992	2012	1964	2013	1952	1967
Key WCO Instrument	HS ^x	V		V		V	V
	RKC ^y	V		V		V	V
	SAFE ^z	V		V	V	V	V

Country Name		Sudan	Swaziland	Sweden	Switzerland	Syrian Arab Republic	Tajikistan
Name of Head of Customs Administration		Mr. Abdelhafiz Salih ALI	Mr. I.V. MAZORODZE	Ms. Therese MATTSSON	Mr. Christian BOCK	Mr. Fawaz Asaad ASAAD	Mr. Abdufatoh GOIB
Title of Head of Customs Administration		Head of Customs Authority	Commissioner	Director General of Customs	Director General of Customs	Director General	Head of the Customs Service
Name of Customs Administration		Sudan Customs Authority, Ministry of Finance/Interior	Swaziland Revenue Authority	Swedish Customs	Federal Customs Administration, Federal Department of Finance	Directorate General of Customs	Customs Service under the Government of the Republic of Tajikistan
Type of Organization		Customs Agency	Revenue Authority	Customs Agency	Ministry Department	Ministry Department	Customs Agency
Customs Website Address		www.customs.gov.sd	www.sra.org.sz	www.tullverket.se	www.ezv.admin.ch	www.customs.gov.sy	www.customs.tj
Number of Customs staff (approximate)		8,585	259	2,057	4,517	4,472	1,108
Year of WCO Accession		1960	1981	1952	1952	1959	1997
Key WCO Instrument	HS ^x	V	V	V	V	V	V
	RKC ^y	V	V	V	V		
	SAFE ^z	V	V	V		V	V

WCO MEMBER PROFILES

Country Name		Tanzania	Thailand	The Former Yugoslav Republic of Macedonia	Timor-Leste	Togo	Tonga
Name of Head of Customs Administration		Mr. Jocktan Kyamuhanga	Mr. Kulit SOMBATSIRI	Ms. Natasa Radeska KRSTEVSKA	Mr. José António Fátima ABILIO	M. Sévon-Tépé Kodjo ADEDZE	Mr. Soane Kelemete VAHE
Title of Head of Customs Administration		Commissioner for Customs and Excise	Director General of Customs	Director General of Customs Administration	Director General of Customs	Commissaire des Douanes et Droits Indirects	Head of Customs
Name of Customs Administration		Customs Department, Tanzania Revenue Authority	Customs Department, Ministry of Finance	Customs Administration of the Republic of Macedonia	Timor Leste Customs Service, Ministry of Finance	Commissariat des Douanes et Droits Indirects	Ministry of Revenue
Type of Organization		Revenue Authority	Ministry Department	Customs Agency	Ministry Department	Revenue Authority	Ministry Department
Customs Website Address		www.tra.go.tz	www.customs.go.th	www.customs.gov.mk	www.mof.gov.tl/customs	www.douanes.tg	www.revenue.gov.to
Number of Customs staff (approximate)		1,349	6,847	1,135	226	757	62
Year of WCO Accession		1964	1972	1994	2003	1990	2005
Key WCO Instrument	HS ^x	V	V	V		V	
	RKC ^y			V			
	SAFE ^z	V	V	V		V	V

Country Name		Trinidad and Tobago	Tunisia	Turkey	Turkmenistan	Uganda	Ukraine
Name of Head of Customs Administration		Mr. Glen SINGH	M. Adel Ben HESSEN	Mr. Cenap AŞCI	Mr. Dovrangeldi BAYRAMOV	Mr. Dicksons Collins KATESHUMBWA	Mr. Roman NASIROV
Title of Head of Customs Administration		Comptroller of Customs and Excise	Directeur Général des Douanes	Undersecretary	Chairman	Commissioner Customs	Head of the State Fiscal Service
Name of Customs Administration		Trinidad and Tobago Customs and Excise Division, Ministry of Finance	Direction générale des Douanes, Ministère de l'économie et des Finances	Ministry of Customs and Trade	State Customs Service	Customs Department, Uganda Revenue Authority	The State Fiscal Service
Type of Organization		Ministry Department	Ministry Department	Ministry Department	Customs Agency	Revenue Authority	Revenue Authority
Customs Website Address		www.customs.gov.tt	www.douane.gov.tn	www.gtb.gov.tr	www.customs.gov.tm	www.ura.go.ug	www.sfs.gov.ua
Number of Customs staff (approximate)		652	7,390	14,581	n.a.	813	11,065
Year of WCO Accession		1973	1966	1952	1993	1964	1992
Key WCO Instrument	HS ^x		V	V		V	V
	RKC ^y			V		V	V
	SAFE ^z	V	V	V		V	V

WCO MEMBER PROFILES

Country Name		Union of Myanmar (Republic of the)	United Arab Emirates	United Kingdom	United States	Uruguay	Uzbekistan
Name of Head of Customs Administration		Mr. Kyaw HTIN	Mr. Ali Mohammed Bin Soubih ALKAABI	Mr. William WILLIAMSON	Mr. R. Gil KERLIKOWSKI	Mr. Enrique Gilberto CANON PEDRAGOSA	Mr. Zohid DUSANOV
Title of Head of Customs Administration		Director General of Customs	Commissioner of Customs	Director Customs	Commissioner, U.S. Customs and Border Protection	Director Nacional de Aduanas	Chairman
Name of Customs Administration		Myanmar Customs Department, Ministry of Planning and Finance	Federal Customs Authority	Her Majesty's Revenue and Customs (HMRC)	U.S. Customs and Border Protection	Dirección Nacional de Aduanas	State Customs Committee
Type of Organization		Ministry Department	Customs Agency	Revenue Authority	Border Protection Service	Customs Agency	Customs Agency
Customs Website Address		www.myanmarcustoms.gov.mm	www.customs.ae	www.hmrc.gov.uk	www.cbp.gov	www.aduanas.gub.uy	www.customs.gov.uz
Number of Customs staff (approximate)		3,171	5,303	5,000	60,000	937	4,000
Year of WCO Accession		1991	1979	1952	1970	1977	1992
Key WCO Instrument	HS ^x	V	V	V	V	V	V
	RKC ^y		V	V	V		
	SAFE ^z	V	V	V	V	V	V

Footnotes

^x Harmonized Commodity Description and Coding System

^y Revised Kyoto Convention

^z Framework of Standards to Secure and Facilitate Global Trade

Country Name		Vanuatu	Venezuela	Vietnam	Yemen	Zambia	Zimbabwe
Name of Head of Customs Administration		Mr. Benjamin MALAS	Mr. José David CABELLO RONDON	Mr. NGUYEN Ngoc Tuc	Mr. Salim Saleh BINBURIEK	Mr. Dingani C. BANDA	Mr. G.T. PASI
Title of Head of Customs Administration		Director of Customs and Inland Revenue	National Superintendent of Customs	Director General of Customs	Chairman	Commissioner of Customs Services Division	Commissioner General
Name of Customs Administration		Department of Customs and Inland Revenue, Ministry of Finance and Economic Management	Servicio Nacional Integrado de Administración Aduanera y Tributaria	General Department of Vietnam Customs, Ministry of Finance	Yemen Customs Authority	Customs Services Division, Zambia Revenue Authority	Zimbabwe Revenue Authority
Type of Organization		Ministry Department	Revenue Authority	Ministry Department	Customs Agency	Revenue Authority	Revenue Authority
Customs Website Address		customsinlandrevenue.gov.vu	www.seniat.gob.ve	www.customs.gov.vn	www.customs.gov.ye	www.zra.org.zm	www.zimra.co.zw
Number of Customs staff (approximate)		94	2,593	13,000	2,914	1,743	1,246
Year of WCO Accession		2009	1996	1993	1993	1978	1981
Key WCO Instrument	HS ^x		V	V	V	V	V
	RKC ^y			V	V	V	V
	SAFE ^z			V	V	V	V

Explanatory notes

^xType of Organization^x:

"Ministry Department" indicates that the Customs administration is a department, bureau, or division within a Ministry, such as the Ministry of Finance or the Ministry of the Interior.

"Customs Agency" indicates that the Customs administration is an autonomous Ministry or committee, or an independent agency, even if affiliated to a Ministry.

"Revenue Authority" indicates that the Customs administration is a pillar of an agency in which Customs and Tax authorities are integrated.

"Border Protection Service" indicates that the Customs administration is responsible for immigration services, such as visa verification at borders, in addition to the Customs portfolio.

E-CUSTOMS

Country Name		Afghanistan (Islamic Republic)	Albania	Algeria	Andorra	Angola	Argentina
Name of automated clearance system		ASYCUDA World	ASYCUDA World	SIGAD (Système d'Information et de Gestion Automatisée des Douanes)	n.a.	TIMS (Trade Information Management System)	MALVINA
No. of Declarations	Import	271,697	n.a.	n.a.	n.a.	125,824	810,076
	Export	39,264	n.a.	n.a.	n.a.	8,764	443,358
No. of Electronic Declarations	Import	271,697	n.a.	n.a.	n.a.	125,824	810,076
	Export	39,264	n.a.	n.a.	n.a.	8,764	443,358
Electronic Declarations Rate	Import	100%	n.a.	n.a.	n.a.	100%	100%
	Export	100%	n.a.	n.a.	n.a.	100%	100%
No. of authorities – that issue import or export permits		10	n.a.	n.a.	n.a.	n.a.	40
No. of authorities – connected to Customs Single Window System		n.a.	n.a.	n.a.	n.a.	n.a.	13



Country Name		Armenia	Australia	Austria	Azerbaijan	Bahamas	Bahrain
Name of automated clearance system		TWM Web Fontain	Integrated Cargo System	E-Zoll	United Automated Management System	Customs Automated System	Ofoq
No. of Declarations	Import	213,124	3,800,000	1,672,909	165,860	n.a.	334,804
	Export	131,860	1,430,000	1,549,387	22,636	n.a.	128,473
No. of Electronic Declarations	Import	213,124	3,800,000	1,662,685	n.a.	n.a.	334,804
	Export	131,860	1,430,000	1,549,364	n.a.	n.a.	128,473
Electronic Declarations Rate	Import	100%	100%	99.4%	n.a.	n.a.	100%
	Export	100%	100%	100%	n.a.	n.a.	100%
No. of authorities – that issue import or export permits		13	36	n.a.	3	n.a.	19
No. of authorities – connected to Customs Single Window System		2	6	3	12	n.a.	12

WCO MEMBER PROFILES

Country Name		Bangladesh	Barbados	Belarus	Belgium	Belize	Benin
Name of automated clearance system		ASYCUDA World	ASYCUDA ++	National Automatic System of Customs Declaration (NASCD)	PLDA (Paperless Douanes et Accises)	ASYCUDA World	ASYCUDA ++
No. of Declarations	Import	1,073,853	n.a.	450,500	6,573,103	75,974	n.a.
	Export	1,298,753	n.a.	353,900	12,747,723	3,641	n.a.
No. of Electronic Declarations	Import	1,073,853	n.a.	426,700	5,820,327	75,974	n.a.
	Export	1,298,753	n.a.	344,500	10,978,962	3,641	n.a.
Electronic Declarations Rate	Import	100%	n.a.	94.7%	88.5%	100%	n.a.
	Export	100%	n.a.	97.3%	86.1%	100%	n.a.
No. of authorities – that issue import or export permits		1	n.a.	10	8	10	n.a.
No. of authorities – connected to Customs Single Window System		36	n.a.	3	n.a.	6	n.a.

Country Name		Bermuda	Bhutan	Bolivia	Bosnia and Herzegovina	Botswana	Brazil
Name of automated clearance system		CAPS (Customs Automated Processing System)	BACS (Bhutan Automated Customs System)	ASYCUDA ++	ASYCUDA World	ASYCUDA ++	SISCOMEX (Foreign Trade Integrated System)
No. of Declarations	Import	n.a.	295,407	486,035	673,860	n.a.	2,238,205
	Export	n.a.	198,192	40,843	256,173	n.a.	1,409,243
No. of Electronic Declarations	Import	n.a.	294,887	50,418	0	n.a.	2,238,205
	Export	n.a.	198,192	n.a.	0	n.a.	1,409,243
Electronic Declarations Rate	Import	n.a.	99.8%	10.4%	0%	n.a.	100%
	Export	n.a.	100%	n.a.	0%	n.a.	100%
No. of authorities – that issue import or export permits		n.a.	14	14	7	n.a.	14
No. of authorities – connected to Customs Single Window System		n.a.	n.a.	n.a.	n.a.	n.a.	14

WCO MEMBER PROFILES

Country Name		Brunei Darussalam	Bulgaria	Burkina Faso	Burundi	Cambodia	Cameroon
Name of automated clearance system		Brunei Darussalam E-Customs; BDNSW (Brunei Darussalam National Single Window)	BICIS (Bulgarian Integrated Customs Information System)	ASYCUDA World	ASYCUDA World	ASYCUDA World	ASYCUDA ++
No. of Declarations	Import	n.a.	316,005	n.a.	n.a.	328,521	139,534
	Export	n.a.	259,336	n.a.	n.a.	190,330	21,936
No. of Electronic Declarations	Import	n.a.	316,005	n.a.	n.a.	217,910	136,798
	Export	n.a.	259,336	n.a.	n.a.	181,411	21,373
Electronic Declarations Rate	Import	n.a.	100%	n.a.	n.a.	66.3%	98.0%
	Export	n.a.	100%	n.a.	n.a.	95.3%	97.4%
No. of authorities – that issue import or export permits		n.a.	9	n.a.	n.a.	11	10
No. of authorities – connected to Customs Single Window System		n.a.	1	n.a.	n.a.	n.a.	n.a.

Country Name		Canada	Cape Verde	Central African Republic	Chad	Chile	China
Name of automated clearance system		ACROSS (Accelerated Commercial Release Operations Support System)	ASYCUDA ++	ASYCUDA ++	ASYCUDA ++	DIN system; DUS system	China E-port
No. of Declarations	Import	16,345,640	n.a.	n.a.	n.a.	1,110,175	21,812,329
	Export	n.a.	n.a.	n.a.	n.a.	457,173	48,996,300
No. of Electronic Declarations	Import	15,162,233	n.a.	n.a.	n.a.	1,110,175	21,812,329
	Export	n.a.	n.a.	n.a.	n.a.	457,173	48,996,300
Electronic Declarations Rate	Import	92.8%	n.a.	n.a.	n.a.	100%	100%
	Export	n.a.	n.a.	n.a.	n.a.	100%	100%
No. of authorities – that issue import or export permits		16	n.a.	n.a.	n.a.	12	n.a.
No. of authorities – connected to Customs Single Window System		23	n.a.	n.a.	n.a.	3	20

WCO MEMBER PROFILES

Country Name		Colombia	Comoros	Congo (Republic of the)	Costa Rica	Côte d'Ivoire	Croatia
Name of automated clearance system		Customs Information System SYGA	ASYCUDA ++	ASYCUDA World	TICA (Tecnología de la Información para el Control Aduanero)	SYDAM (Système de Dédouanement Automatisé des Marchandises) World	HRAIS (Automated Import System); ECS (Export Control System)
No. of Declarations	Import	n.a.	26,604	n.a.	495,487	n.a.	228,169
	Export	n.a.	445	n.a.	310,084	n.a.	227,257
No. of Electronic Declarations	Import	n.a.	26,604	n.a.	495,487	n.a.	228,169
	Export	n.a.	445	n.a.	310,084	n.a.	227,257
Electronic Declarations Rate	Import	n.a.	100%	n.a.	100%	n.a.	100%
	Export	n.a.	100%	n.a.	100%	n.a.	100%
No. of authorities – that issue import or export permits		n.a.	3	n.a.	10	n.a.	12
No. of authorities – connected to Customs Single Window System		n.a.	2	n.a.	10	n.a.	0

Country Name		Cuba	Curaçao	Cyprus	Czech Republic	Democratic Republic of the Congo	Denmark
Name of automated clearance system		CSS (Customs Single System)	ASYCUDA World	THESEAS (Customs and Excise Electronic Systems)	Customs Information System of the Czech Republic	ASYCUDA World	Toldsystemet
No. of Declarations	Import	n.a.	202,213	81,846	858,715	423,040	1,448,919
	Export	n.a.	32,501	24,994	616,144	66,338	1,462,801
No. of Electronic Declarations	Import	n.a.	193,954	79,141	792,785	396,195	1,431,502
	Export	n.a.	32,501	24,988	568,200	63,592	1,461,586
Electronic Declarations Rate	Import	n.a.	95.9%	96.7%	92.3%	93.7%	98.8%
	Export	n.a.	100%	100%	92.2%	95.9%	99.9%
No. of authorities – that issue import or export permits		n.a.	7	25	5	13	10
No. of authorities – connected to Customs Single Window System		n.a.	0	0	4	12	1

WCO MEMBER PROFILES

Country Name		Djibouti	Dominican Republic	Ecuador	Egypt	El Salvador	Eritrea
Name of automated clearance system		ASYCUDA World	SIGA (Sistema Integrado de Gestión Aduanera)	ECUAPASS	Egyptian Customs Authority System	ASYCUDA ++	n.a.
No. of Declarations	Import	n.a.	369,325	292,374	742,731	n.a.	n.a.
	Export	n.a.	76,634	230,885	180,626	n.a.	n.a.
No. of Electronic Declarations	Import	n.a.	364,097	292,374	742,731	n.a.	n.a.
	Export	n.a.	72,045	230,885	180,626	n.a.	n.a.
Electronic Declarations Rate	Import	n.a.	98.6%	100%	100%	n.a.	n.a.
	Export	n.a.	94.0%	100%	100%	n.a.	n.a.
No. of authorities – that issue import or export permits		n.a.	4	24	15	n.a.	n.a.
No. of authorities – connected to Customs Single Window System		n.a.	2	20	4	n.a.	n.a.

Country Name		Estonia	Ethiopia	Fiji	Finland	France	Gabon
Name of automated clearance system		COMPLEX	ASYCUDA ++	ASYCUDA ++	ITU (Integrated Clearance System)	DELTA	ASYCUDA ++
No. of Declarations	Import	147,003	n.a.	907,017	758,342	3,280,000	n.a.
	Export	119,662	n.a.	29,653	920,000	5,800,000	n.a.
No. of Electronic Declarations	Import	146,283	n.a.	n.a.	499,044	3,280,000	n.a.
	Export	119,621	n.a.	n.a.	920,000	5,800,000	n.a.
Electronic Declarations Rate	Import	99.5%	n.a.	n.a.	65.8%	100%	n.a.
	Export	100%	n.a.	n.a.	100%	100%	n.a.
No. of authorities – that issue import or export permits		11	n.a.	14	13	14	n.a.
No. of authorities – connected to Customs Single Window System		0	n.a.	n.a.	n.a.	2	n.a.

WCO MEMBER PROFILES

Country Name		Gambia	Georgia	Germany	Ghana	Greece	Guatemala
Name of automated clearance system		ASYCUDA ++	E-Customs	ATLAS (Automatisiertes Tarif- und Lokales Zoll- Abwicklungssystem)	GCMS (Ghana Customs Management System)	ICISnet	SAQB'E (Customs Management System)
No. of Declara- tions	Import	n.a.	n.a.	78,134,874	334,103	304,122	560,213
	Export	n.a.	n.a.	133,605,842	47,213	407,141	356,279
No. of Electronic Declara- tions	Import	n.a.	n.a.	55,764,931	334,103	303,323	560,213
	Export	n.a.	n.a.	124,725,725	47,213	406,656	356,279
Electronic Declara- tions Rate	Import	n.a.	n.a.	71.4%	100%	99.7%	100%
	Export	n.a.	n.a.	93.4%	100%	99.9%	100%
No. of authorities – that issue import or export permits		n.a.	n.a.	45.00	14	20	10
No. of authorities – connected to Customs Single Window System		n.a.	n.a.	5	70	n.a.	5.00

Country Name		Guinea	Guinea-Bissau	Guyana	Haiti	Honduras	Hong Kong, China
Name of automated clearance system		ASYCUDA ++	ASYCUDA ++	TRIPS (Total Revenue Integrated Processing System)	ASYCUDA World	SARAH (Sistema Aduanero Automatizado de Rentas Aduaneras de Honduras)	GETS (Government Electronic Trading Services)
No. of Declarations	Import	131,656	n.a.	n.a.	n.a.	n.a.	8,423,115
	Export	3,254	n.a.	n.a.	n.a.	n.a.	10,971,846
No. of Electronic Declarations	Import	131,656	n.a.	n.a.	n.a.	n.a.	8,423,115
	Export	3,254	n.a.	n.a.	n.a.	n.a.	10,971,846
Electronic Declarations Rate	Import	100%	n.a.	n.a.	n.a.	n.a.	100%
	Export	100%	n.a.	n.a.	n.a.	n.a.	100%
No. of authorities – that issue import or export permits		10	n.a.	n.a.	n.a.	n.a.	8
No. of authorities – connected to Customs Single Window System		n.a.	n.a.	n.a.	n.a.	n.a.	n.a.

WCO MEMBER PROFILES

Country Name		Hungary	Iceland	India	Indonesia	Iran (Islamic Republic of)	Iraq
Name of automated clearance system		CDPS (Customs Declaration Processing System)	Tollakerfið (Customs IT System)	ICES (Indian Customs EDI System)	CEISA (Customs & Excise Information System and Automation)	Integrated Comprehensive Customs System (ICCS)	ICLS (Iraq Customs Levy System)
No. of Declarations	Import	402,021	225,890	3,743,840	1,240,701	347,368	n.a.
	Export	573,172	92,664	6,009,628	1,967,994	319,067	n.a.
No. of Electronic Declarations	Import	390,076	204,150	3,696,631	1,036,581	347,368	n.a.
	Export	572,951	91,592	5,727,418	1,935,906	319,067	n.a.
Electronic Declarations Rate	Import	97.0%	90.4%	98.7%	83.5%	100%	n.a.
	Export	100%	98.8%	95.3%	98.4%	100%	n.a.
No. of authorities – that issue import or export permits		9	12	10	18	n.a.	n.a.
No. of authorities – connected to Customs Single Window System		1	n.a.	8	18	n.a.	n.a.

Country Name		Ireland	Israel	Italy	Jamaica	Japan	Jordan
Name of automated clearance system		AEP (Automated Entry Processing)	The Foreign Trade System	AIDA (Automazione Integrata Dogane Accise)	CASE II (Customs Automated Services); ASYCUDA World (Export Pilot)	NACCS (Nippon Automated Cargo and Port Consolidated System)	ASYCUDA World
No. of Declarations	Import	667,456	1,606,483	5,486,954	n.a.	6,867,000	424,185
	Export	586,143	1,013,871	11,489,235	n.a.	7,486,000	152,999
No. of Electronic Declarations	Import	667,310	1,606,483	5,486,393	n.a.	6,612,000	n.a.
	Export	586,143	1,013,871	11,488,570	n.a.	7,259,000	n.a.
Electronic Declarations Rate	Import	100%	100%	100%	n.a.	96.3%	n.a.
	Export	100%	100%	100%	n.a.	97.0%	n.a.
No. of authorities – that issue import or export permits		23	22	18	n.a.	10	30
No. of authorities – connected to Customs Single Window System		1	10	7	n.a.	6	7

WCO MEMBER PROFILES

Country Name		Kazakhstan	Kenya	Korea (Republic of)	Kuwait	Kyrgyzstan	Lao People's Democratic Republic
Name of automated clearance system		Astana-I	SIMBA 2005	UNIPASS	Microclear Customs Clearance System	SAIS (Single Automated Information System)	ASYCUDA World
No. of Declara- tions	Import	257,848	n.a.	14,459,780	n.a.	80,815	n.a.
	Export	56,895	n.a.	7,438,562	n.a.	16,730	n.a.
No. of Electronic Declara- tions	Import	n.a.	n.a.	14,459,780	n.a.	80,815	n.a.
	Export	n.a.	n.a.	7,438,562	n.a.	16,730	n.a.
Electronic Declara- tions Rate	Import	n.a.	n.a.	100%	n.a.	100%	n.a.
	Export	n.a.	n.a.	100%	n.a.	100%	n.a.
No. of authorities – that issue import or export permits		8	n.a.	58	n.a.	12	n.a.
No. of authorities – connected to Customs Single Window System		n.a.	n.a.	38	n.a.	n.a.	n.a.

Country Name		Latvia	Lebanon	Lesotho	Liberia	Libya	Lithuania
Name of automated clearance system		Electronic Customs Data Processing System	NAJM (adopted from ASYCUDA WORLD)	ASYCUDA World	ASYCUDA World	n.a.	MDAS (Customs Declaration Processing System); NTKS (National Transit Control System)
No. of Declarations	Import	125,778	279,515	139,537	n.a.	n.a.	250,321
	Export	128,281	77,979	18,136	n.a.	n.a.	437,302
No. of Electronic Declarations	Import	125,777	279,515	137,809	n.a.	n.a.	247,934
	Export	128,274	77,979	17,560	n.a.	n.a.	433,450
Electronic Declarations Rate	Import	100%	100%	98.8%	n.a.	n.a.	99.0%
	Export	100%	100%	96.8%	n.a.	n.a.	99.1%
No. of authorities – that issue import or export permits		12	13	5	n.a.	n.a.	15
No. of authorities – connected to Customs Single Window System		2	4	n.a.	n.a.	n.a.	4

WCO MEMBER PROFILES

Country Name		Luxembourg	Macau, China	Madagascar	Malawi	Malaysia	Maldives
Name of automated clearance system		PLDA (eDouane)	Electronic Data Interchange System	ASYCUDA ++	ASYCUDA ++	Customs Information System (CIS)	ASYCUDA ++
No. of Declarations	Import	158,015	368,422	78,340	110,235	4,668,579	200,222
	Export	219,077	45,183	41,397	25,786	5,005,271	5,478
No. of Electronic Declarations	Import	158,015	43,257	2,197	95,408	4,607,090	136,180
	Export	219,077	8,382	603	16,520	4,918,934	5,478
Electronic Declarations Rate	Import	100%	11.7%	2.8%	86.5%	98.7%	68.0%
	Export	100%	18.6%	1.5%	64.1%	98.3%	100%
No. of authorities – that issue import or export permits		17	5	80	2	26	13
No. of authorities – connected to Customs Single Window System		0	5	45	0	26	n.a.

Country Name		Mali	Malta	Mauritania	Mauritius	Mexico	Moldova
Name of automated clearance system		ASYCUDA ++	Customs Electronic System	ASYCUDA ++	CMS II (Customs Management System II)	SAAI (Sistema Aduanero Automatizado Integral)	ASYCUDA World
No. of Declarations	Import	n.a.	52,890	n.a.	247,473	6,302,350	247,385
	Export	n.a.	12,703	n.a.	109,408	2,383,489	138,006
No. of Electronic Declarations	Import	n.a.	51,429	n.a.	247,473	6,302,350	8,134
	Export	n.a.	10,635	n.a.	109,408	2,383,489	71,107
Electronic Declarations Rate	Import	n.a.	97.2%	n.a.	100%	100%	3.3%
	Export	n.a.	83.7%	n.a.	100%	100%	51.5%
No. of authorities – that issue import or export permits		n.a.	4	n.a.	15	12	19
No. of authorities – connected to Customs Single Window System		n.a.	n.a.	n.a.	1	12	2

WCO MEMBER PROFILES

Country Name		Mongolia	Montenegro	Morocco	Mozambique	Namibia	Nepal
Name of automated clearance system		CAIS (Customs Automated Information System)	Customs Declaration Processing System	BADR (Base automatisée de dédouanement en réseau)	MCMS (Mozambique Customs Management System)	ASYCUDA World	ASYCUDA ++
No. of Declarations	Import	163,104	198,373	660,454	528,690	n.a.	510,807
	Export	277,538	30,786	229,783	38,112	n.a.	74,593
No. of Electronic Declarations	Import	6,998	0	660,454	220,379	n.a.	510,807
	Export	127,910	180	229,783	19,156	n.a.	74,593
Electronic Declarations Rate	Import	4.3%	0	100%	41.7%	n.a.	100%
	Export	46.1%	0.6%	100%	50.3%	n.a.	100%
No. of authorities – that issue import or export permits		11	n.a.	21	n.a.	n.a.	16
No. of authorities – connected to Customs Single Window System		n.a.	n.a.	n.a.	14	n.a.	52

Country Name		Netherlands	New Zealand	Nicaragua	Niger	Nigeria	Norway
Name of automated clearance system		Aanigifte systeem (AGS)	Joint Border Management System	ASYCUDA World	n.a.	ASYCUDA ++	TVINN
No. of Declarations	Import	129,626,022	1,503,000	n.a.	n.a.	1,227,364	5,671,648
	Export	10,094,779	563,000	n.a.	n.a.	20,020	1,412,038
No. of Electronic Declarations	Import	129,470,100	1,503,000	n.a.	n.a.	683,682	5,671,648
	Export	9,975,929	563,000	n.a.	n.a.	20,020	1,412,038
Electronic Declarations Rate	Import	99.9%	100%	n.a.	n.a.	55.7%	100%
	Export	98.8%	100%	n.a.	n.a.	50.0%	100%
No. of authorities – that issue import or export permits		8	13	n.a.	n.a.	6	15
No. of authorities – connected to Customs Single Window System		0	1	n.a.	n.a.	18	0

WCO MEMBER PROFILES

Country Name		Oman	Pakistan	Palestine	Panama	Papua New Guinea	Paraguay
Name of automated clearance system		Mirsal	WeBOC (Web Based One Customs)	ASYCUDA World	SIGA (Sistema Integrado de Gestión Aduanera)	n.a.	SOFIA (Sistema de Ordenamiento Fiscal del Impuesto en Aduanas)
No. of Declarations	Import	n.a.	955,987	86,500	346,617	n.a.	402,142
	Export	n.a.	203,563	2,542	31,397	n.a.	78,425
No. of Electronic Declarations	Import	n.a.	661,815	86,500	346,617	n.a.	206,592
	Export	n.a.	498,073	2,542	31,397	n.a.	39,859
Electronic Declarations Rate	Import	n.a.	69.2%	100%	100%	n.a.	51.4%
	Export	n.a.	71.0%	100%	100%	n.a.	50.8%
No. of authorities – that issue import or export permits		n.a.	35	7	21	n.a.	19
No. of authorities – connected to Customs Single Window System		n.a.	15	2	4	n.a.	13

Country Name		Peru	Philippines	Poland	Portugal	Qatar	Romania
Name of automated clearance system		SIGAD (Integrated Customs Management System); SDA (Customs Clearance System)	E2M System	ECS; Celina; ICS; NCTS	STADA - Import; STADA - export	AI - Nableeb (Single Window)	RCDPS (Romanian Clearance Declaration Processing System) for import; ECS-RO (Export Control System-RO) for export
No. of Declarations	Import	754,849	1,231,914	1,525,972	179,731	622,329	n.a.
	Export	307,109	153,625	1,794,509	367,454	58,659	n.a.
No. of Electronic Declarations	Import	754,849	774,831	1,469,932	177,717	595,860	n.a.
	Export	307,109	148,246	1,779,785	367,454	58,659	n.a.
Electronic Declarations Rate	Import	100%	62.9%	96.3%	98.9%	95.7%	n.a.
	Export	100%	9.7%	99.2%	100%	100%	n.a.
No. of authorities – that issue import or export permits		18	42	14	39	9	n.a.
No. of authorities – connected to Customs Single Window System		2	40	10	5	37	n.a.

WCO MEMBER PROFILES

Country Name		Russian Federation	Rwanda	Saint Lucia	Samoa	Sao Tome and Principe	Saudi Arabia
Name of automated clearance system		Unified Automated Information System (UAIS)	ASYCUDA World	ASYCUDA World	ASYCUDA World	ASYCUDA World	Nebras
No. of Declarations	Import	2,504,154	312,330	43,981	19,352	7,315	2,108,018
	Export	1,273,699	60,612	3,203	1,879	702	824,270
No. of Electronic Declarations	Import	2,502,823	188,243	43,981	19,352	7,315	2,108,018
	Export	1,272,919	46,508	3,203	1,879	702	824,270
Electronic Declarations Rate	Import	99.9%	60.3%	100%	100%	100%	100%
	Export	99.9%	76.7%	100%	100%	100%	100%
No. of authorities – that issue import or export permits		32	5	2	5	8	57
No. of authorities – connected to Customs Single Window System		44	28	2	n.a.	12	21

Country Name		Senegal	Serbia	Seychelles	Sierra Leone	Singapore	Slovakia
Name of automated clearance system		GAINDE (Gestion automatisée des Informations douanières et des échanges)	ISCS (Information System of Customs Services)	ASYCUDA World	ASYCUDA ++	TradeNet	ECS (Export Control System); ISST (Integrated System for Tariff Administration)
No. of Declarations	Import	137,674	929,469	n.a.	n.a.	5,210,526	246,949
	Export	36,031	614,733	n.a.	n.a.	3,753,485	337,426
No. of Electronic Declarations	Import	137,674	928,684	n.a.	n.a.	5,210,526	0
	Export	36,031	611,656	n.a.	n.a.	3,753,485	337,426
Electronic Declarations Rate	Import	100%	99.9%	n.a.	n.a.	100%	0%
	Export	100%	99.5%	n.a.	n.a.	100%	100%
No. of authorities – that issue import or export permits		n.a.	12	n.a.	n.a.	12	11
No. of authorities – connected to Customs Single Window System		n.a.	n.a.	n.a.	n.a.	12	0

WCO MEMBER PROFILES

Country Name		Slovenia	Somalia	South Africa	South Sudan	Spain	Sri Lanka
Name of automated clearance system		SICIS (Slovenian Customs Information System)	n.a.	ICBS (Integrated Customs and Border Management)	SSCSMS	Sistema EDI (Electronic Data Interchange)	ASYCUDA World
No. of Declarations	Import	498,443	n.a.	2,719,752	n.a.	8,516,997	684,186
	Export	622,558	n.a.	3,707,547	n.a.	8,443,245	593,742
No. of Electronic Declarations	Import	282,729	n.a.	2,719,307	n.a.	4,500,705	684,186
	Export	320,779	n.a.	3,705,875	n.a.	4,280,392	593,742
Electronic Declarations Rate	Import	56.7%	n.a.	100%	n.a.	52.8%	100%
	Export	51.5%	n.a.	100%	n.a.	50.7%	100%
No. of authorities – that issue import or export permits		16	n.a.	n.a.	n.a.	4	31
No. of authorities – connected to Customs Single Window System		1	n.a.	2	n.a.	n.a.	18

Country Name		Sudan	Swaziland	Sweden	Switzerland	Syrian Arab Republic	Tajikistan
Name of automated clearance system		ASYCUDA World	ASYCUDA ++	TDS (Tulldatasystem); TESS (Tullverkets Elektroniska Systemstöd)	E-DEC	ASYCUDA World	UAIS (Unified Automated Information System)
No. of Declarations	Import	236,760	n.a.	3,412,261	21,040,167	40,959	52,215
	Export	155,560	n.a.	2,621,598	6,607,274	24,107	10,344
No. of Electronic Declarations	Import	235,567	n.a.	3,389,740	17,158,410	40,959	52,215
	Export	117,666	n.a.	2,620,549	6,607,274	24,107	10,344
Electronic Declarations Rate	Import	99.5%	n.a.	99.3%	81.6%	100%	100%
	Export	75.6%	n.a.	100%	100%	100%	100%
No. of authorities – that issue import or export permits		9	n.a.	11	25	2	13
No. of authorities – connected to Customs Single Window System		3	n.a.	4	4	4	9

WCO MEMBER PROFILES

Country Name		Tanzania	Thailand	The Former Yugoslav Republic of Macedonia	Timor-Leste	Togo	Tonga
Name of automated clearance system		TANCIS (Tanzania Customs Integrated System)	TCES (Thai Customs Electronic System)	ASYCUDA ++	ASYCUDA ++	ASYCUDA World	CMS (Customs Management System)
No. of Declarations	Import	20,047	7,238,652	451,949	12,993	74,465	n.a.
	Export	53,220	7,869,248	217,007	1,233	19,995	n.a.
No. of Electronic Declarations	Import	20,047	3,425,476	451,949	n.a.	73,897	n.a.
	Export	53,220	3,974,789	217,007	n.a.	19,978	n.a.
Electronic Declarations Rate	Import	100%	47.3%	100%	n.a.	99.2%	n.a.
	Export	100%	50.5%	100%	n.a.	99.9%	n.a.
No. of authorities – that issue import or export permits		52	31	17	n.a.	9	n.a.
No. of authorities – connected to Customs Single Window System		n.a.	28	11	n.a.	0	n.a.

Country Name		Trinidad and Tobago	Tunisia	Turkey	Turkmenistan	Uganda	Ukraine
Name of automated clearance system		ASYCUDA World	SINDA (Système D'Information Douanier Automatisé)	BİLGE (Computerized Customs Transactions)	n.a.	ASYCUDA World	Inspector - 2006
No. of Declarations	Import	260,046	910,747	2,359,799	n.a.	278,895	813,028
	Export	68,708	342,958	3,253,485	n.a.	87,254	745,773
No. of Electronic Declarations	Import	260,046	910,747	2,359,799	n.a.	278,895	759,124
	Export	68,708	342,958	3,253,485	n.a.	87,254	712,795
Electronic Declarations Rate	Import	100%	100%	100%	n.a.	100%	93.4%
	Export	100%	100%	100%	n.a.	100%	95.6%
No. of authorities – that issue import or export permits		10	9	19	n.a.	8	10
No. of authorities – connected to Customs Single Window System		5	10	14	n.a.	n.a.	n.a.

WCO MEMBER PROFILES

Country Name		Union of Myanmar (Republic of the)	United Arab Emirates	United Kingdom	United States	Uruguay	Uzbekistan
Name of automated clearance system		Myanmar Automated Cargo Clearance System	Dhabi; Mirsal 2	Customs Declaration Services	Automated Commercial Environment (ACE); Automated Export System (AES)	LUCIA; VUCE	UAIS (Unified Automated Information System)
No. of Declarations	Import	170,889	6,817,083	70,515,854	54,400,000	228,385	n.a.
	Export	65,552	6,061,869	6,546,613	19,068,298	70,096	n.a.
No. of Electronic Declarations	Import	170,889	6,764,219	70,515,854	31,164,800	228,385	n.a.
	Export	65,552	5,965,063	6,546,613	19,068,298	70,096	n.a.
Electronic Declarations Rate	Import	100%	99.2%	100%	57.3%	100%	n.a.
	Export	100%	98.4%	100%	100%	100%	n.a.
No. of authorities – that issue import or export permits		32	19	35	18	31	n.a.
No. of authorities – connected to Customs Single Window System		5	30	3	47	13	n.a.

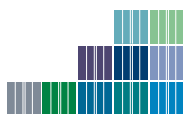
Country Name		Vanuatu	Venezuela	Vietnam	Yemen	Zambia	Zimbabwe
Name of automated clearance system		ASYCUDA ++	ASYCUDA World	VNACCS; VCIS	ASYCUDA ++	ASYCUDA World	ASYCUDA World
No. of Declarations	Import	21,490	n.a.	4,161,879	n.a.	290,511	n.a.
	Export	1,822	n.a.	4,334,445	n.a.	153,973	n.a.
No. of Electronic Declarations	Import	21,490	n.a.	4,132,671	n.a.	290,511	n.a.
	Export	1,822	n.a.	4,281,320	n.a.	153,973	n.a.
Electronic Declarations Rate	Import	100%	n.a.	99.3%	n.a.	100%	n.a.
	Export	100%	n.a.	98.8%	n.a.	100%	n.a.
No. of authorities – that issue import or export permits		16	n.a.	7	n.a.	11	n.a.
No. of authorities – connected to Customs Single Window System		n.a.	n.a.	9	n.a.	n.a.	n.a.

Explanatory notes

The "Number of Declarations" includes all paper-based and electronic declarations processed by a Customs administration throughout the year 2015. The "Electronic Declarations Rate" was calculated by dividing the "Number of Electronic Declarations" by the "Number of Declarations".

REVENUE INFORMATION

Country Name		Afghanistan (Islamic Republic)	Albania	Algeria	Andorra	Angola	Argentina
%	Customs duties in tax revenue	53.0	n.a.	n.a.	n.a.	3.6	9.7
	Revenue collected by Customs in tax revenue	100.0	n.a.	n.a.	n.a.	12.5	23.8
	Custom duties	53.0	n.a.	n.a.	n.a.	28.7	40.9
	General Consumption taxes	0.0	n.a.	n.a.	n.a.	18.4	45.1
	Special Consumption taxes	38.1	n.a.	n.a.	n.a.	2.5	1.0
	Taxes on exporting goods	0.1	n.a.	n.a.	n.a.	0.0	28.0
	Other taxes	8.9	n.a.	n.a.	n.a.	50.5	0.3
Country Name		Armenia	n.a.	Austria	Azerbaijan	Bahamas	Bahrain
	Customs duties in tax revenue	15.0	3.1	n.a.	n.a.	n.a.	n.a.
	Revenue collected by Customs in tax revenue	97.5	11.3	n.a.	n.a.	n.a.	n.a.
	Custom duties	15.3	27.0	5.8	24.3	n.a.	n.a.
	General Consumption taxes	67.5	70.0	94.1	69.2	n.a.	n.a.
	Special Consumption taxes	17.2	0.0	0.0	5.3	n.a.	n.a.
	Taxes on exporting goods	0.0	0.0	0.0	0.1	n.a.	n.a.
	Other taxes	0.0	0.9	0.1	1.2	n.a.	n.a.



Country Name	Bangladesh	Barbados	Belarus	Belgium	Belize	Benin
Customs duties in tax revenue	15.1	n.a.	n.a.	n.a.	22.0	n.a.
Revenue collected by Customs in tax revenue	31.5	n.a.	n.a.	n.a.	48.3	n.a.
Custom duties	47.9	n.a.	n.a.	22.2	45.6	n.a.
General Consumption taxes	41.0	n.a.	n.a.	4.8	40.3	n.a.
Special Consumption taxes	11.1	n.a.	n.a.	0.0	0.0	n.a.
Taxes on exporting goods	0.1	n.a.	n.a.	0.0	0.0	n.a.
Other taxes	0.0	n.a.	n.a.	65.8	11.2	n.a.
Country Name	Bermuda	Bhutan	Bolivia	Bosnia and Herzegovina	Botswana	Brazil
Customs duties in tax revenue	n.a.	1.8	5.3	3.9	n.a.	4.9
Revenue collected by Customs in tax revenue	n.a.	12.8	24.2	64.1	n.a.	12.8
Custom duties	n.a.	13.8	21.9	6.0	n.a.	38.6
General Consumption taxes	n.a.	52.3	70.5	65.0	n.a.	61.4
Special Consumption taxes	n.a.	33.9	7.6	23.7	n.a.	0.0
Taxes on exporting goods	n.a.	0.0	0.0	0.0	n.a.	0.0
Other taxes	n.a.	0.0	0.0	5.3	n.a.	0.0

%

WCO MEMBER PROFILES

Country Name		Brunei Darussalam	Bulgaria	Burkina Faso	Burundi	Cambodia	Cameroon
%	Customs duties in tax revenue	n.a.	0.9	n.a.	n.a.	15.1	15.4
	Revenue collected by Customs in tax revenue	n.a.	47.0	n.a.	n.a.	55.2	32.3
	Custom duties	n.a.	2.0	n.a.	n.a.	27.3	47.8
	General Consumption taxes	n.a.	41.9	n.a.	n.a.	38.4	48.0
	Special Consumption taxes	n.a.	0.3	n.a.	n.a.	30.3	3.0
	Taxes on exporting goods	n.a.	0.0	n.a.	n.a.	0.8	2.7
	Other taxes	n.a.	0.0	n.a.	n.a.	4.0	1.0
Country Name		Canada	Cape Verde	Central African Republic	Chad	Chile	China
	Customs duties in tax revenue	2.0	n.a.	n.a.	n.a.	n.a.	3.7
	Revenue collected by Customs in tax revenue	21.5	n.a.	n.a.	n.a.	n.a.	21.8
	Custom duties	9.3	n.a.	n.a.	n.a.	4.2	17.0
	General Consumption taxes	63.9	n.a.	n.a.	n.a.	88.1	83.0
	Special Consumption taxes	15.5	n.a.	n.a.	n.a.	7.7	0.0
	Taxes on exporting goods	0.0	n.a.	n.a.	n.a.	0.0	0.3
	Other taxes	0.0	n.a.	n.a.	n.a.	0.0	0.0

Country Name	Colombia	Comoros	Congo (Republic of the)	Costa Rica	Côte d'Ivoire	Croatia
Customs duties in tax revenue	n.a.	10.3	n.a.	4.5	n.a.	n.a.
Revenue collected by Customs in tax revenue	n.a.	52.7	n.a.	32.5	n.a.	n.a.
Custom duties	n.a.	19.5	n.a.	14.0	n.a.	2.0
General Consump- tion taxes	n.a.	7.7	n.a.	66.7	n.a.	32.9
Special Consump- tion taxes	n.a.	72.5	n.a.	18.6	n.a.	1.5
Taxes on exporting goods	n.a.	0.0	n.a.	0.2	n.a.	0.0
Other taxes	n.a.	0.3	n.a.	0.5	n.a.	0.1
Country Name	Cuba	Curaçao	Cyprus	Czech Republic	Democratic Republic of the Congo	Denmark
Customs duties in tax revenue	n.a.	n.a.	0.3	0.7	15.0	0.4
Revenue collected by Customs in tax revenue	n.a.	n.a.	11.0	14.3	58.5	0.4
Custom duties	n.a.	58.5	2.4	5.1	25.6	100.0
General Consump- tion taxes	n.a.	10.4	38.3	0.1	39.9	0.0
Special Consump- tion taxes	n.a.	30.1	59.3	93.0	7.0	0.0
Taxes on exporting goods	n.a.	0.1	0.0	0.0	3.8	0.0
Other taxes	n.a.	0.1	0.0	1.8	12.9	0.0

%

WCO MEMBER PROFILES

Country Name		Djibouti	Dominican Republic	Ecuador	Egypt	El Salvador	Eritrea
%	Customs duties in tax revenue	n.a.	20.0	7.3	n.a.	n.a.	n.a.
	Revenue collected by Customs in tax revenue	n.a.	21.7	30.2	n.a.	n.a.	n.a.
	Custom duties	n.a.	92.2	24.1	n.a.	n.a.	n.a.
	General Consumption taxes	n.a.	66.2	36.8	n.a.	n.a.	n.a.
	Special Consumption taxes	n.a.	6.3	2.6	n.a.	n.a.	n.a.
	Taxes on exporting goods	n.a.	0.0	0.0	n.a.	n.a.	n.a.
	Other taxes	n.a.	0.9	36.5	n.a.	n.a.	n.a.
Country Name		Estonia	Ethiopia	Fiji	Finland	France	Gabon
	Customs duties in tax revenue	0.7	n.a.	18.9	0.4	0.6	n.a.
	Revenue collected by Customs in tax revenue	5.9	n.a.	50.6	25.9	18.6	n.a.
	Custom duties	12.7	n.a.	37.3	1.6	3.0	n.a.
	General Consumption taxes	83.4	n.a.	48.0	22.8	15.4	n.a.
	Special Consumption taxes	4.0	n.a.	0.1	75.2	0.0	n.a.
	Taxes on exporting goods	0.0	n.a.	0.8	0.0	0.0	n.a.
	Other taxes	0.0	n.a.	0.0	0.4	0.0	n.a.

Country Name	Gambia	Georgia	Germany	Ghana	Greece	Guatemala
Customs duties in tax revenue	n.a.	n.a.	0.8	16.2	0.4	4.1
Revenue collected by Customs in tax revenue	n.a.	n.a.	21.4	36.9	26.6	38.5
Custom duties	n.a.	n.a.	3.9	43.8	1.5	10.8
General Consumption taxes	n.a.	n.a.	38.4	40.9	12.6	68.0
Special Consumption taxes	n.a.	n.a.	14.4	15.3	1.9	21.2
Taxes on exporting goods	n.a.	n.a.	0.0	0.0	0.0	0.0
Other taxes	n.a.	n.a.	0.0	0.0	0.0	0.0
Country Name	Guinea	Guinea-Bissau	Guyana	Haiti	Honduras	Hong Kong. China
Customs duties in tax revenue	n.a.	n.a.	n.a.	n.a.	n.a.	0.0
Revenue collected by Customs in tax revenue	n.a.	n.a.	n.a.	n.a.	n.a.	2.8
Custom duties	n.a.	n.a.	n.a.	n.a.	n.a.	0.0
General Consumption taxes	n.a.	n.a.	n.a.	n.a.	n.a.	0.0
Special Consumption taxes	n.a.	n.a.	n.a.	n.a.	n.a.	100.0
Taxes on exporting goods	n.a.	n.a.	n.a.	n.a.	n.a.	0.0
Other taxes	n.a.	n.a.	n.a.	n.a.	n.a.	0.0

%

WCO MEMBER PROFILES

Country Name		Hungary	Iceland	India	Indonesia	Iran (Islamic Republic of)	Iraq
%	Customs duties in tax revenue	0.1	0.9	14.7	9.5	n.a.	n.a.
	Revenue collected by Customs in tax revenue	11.4	35.4	43.9	81.3	n.a.	n.a.
	Custom duties	1.0	2.6	33.4	11.7	98.5	n.a.
	General Consumption taxes	17.0	66.4	0.0	42.6	0.0	n.a.
	Special Consumption taxes	70.9	28.7	0.0	45.7	1.5	n.a.
	Taxes on exporting goods	0.0	0.0	0.1	1.3	49.4	n.a.
	Other taxes	11.2	2.3	1.1	0.0	0.0	n.a.
Country Name		Ireland	Israel	Italy	Jamaica	Japan	Jordan
	Customs duties in tax revenue	0.7	1.1	0.5	n.a.	1.9	7.8
	Revenue collected by Customs in tax revenue	13.5	24.1	3.5	n.a.	15.4	39.5
	Custom duties	5.0	4.6	14.8	n.a.	12.1	19.7
	General Consumption taxes	26.9	95.4	82.1	n.a.	73.8	61.5
	Special Consumption taxes	58.4	0.0	0.5	n.a.	14.0	17.8
	Taxes on exporting goods	0.0	0.0	0.0	n.a.	0.0	0.2
	Other taxes	9.7	0.0	2.6	n.a.	0.2	0.9

Country Name	Kazakhstan	Kenya	Korea (Republic of)	Kuwait	Kyrgyzstan	Lao People's Democratic Republic
Customs duties in tax revenue	14.5	n.a.	3.9	n.a.	8.4	n.a.
Revenue collected by Customs in tax revenue	25.6	n.a.	27.5	n.a.	35.8	n.a.
Custom duties	56.6	n.a.	14.0	n.a.	23.3	n.a.
General Consump- tion taxes	29.1	n.a.	61.4	n.a.	63.7	n.a.
Special Consump- tion taxes	0.6	n.a.	7.3	n.a.	10.0	n.a.
Taxes on exporting goods	55.2	n.a.	0.0	n.a.	0.0	n.a.
Other taxes	12.7	n.a.	17.3	n.a.	0.0	n.a.
Country Name	Latvia	Lebanon	Lesotho	Liberia	Libya	Lithuania
Customs duties in tax revenue	0.8	n.a.	1.4	n.a.	n.a.	1.9
Revenue collected by Customs in tax revenue	2.4	n.a.	33.6	n.a.	n.a.	2.7
Custom duties	34.7	19.3	4.1	n.a.	n.a.	69.5
General Consump- tion taxes	63.1	46.3	95.9	n.a.	n.a.	21.4
Special Consump- tion taxes	2.2	33.6	0.0	n.a.	n.a.	9.1
Taxes on exporting goods	0.0	0.0	0.0	n.a.	n.a.	0.0
Other taxes	0.0	0.0	0.0	n.a.	n.a.	0.0

%



WCO MEMBER PROFILES

Country Name		Luxembourg	Macau, China	Madagascar	Malawi	Malaysia	Maldives
%	Customs duties in tax revenue	0.2	0.0	8.8	9.9	n.a.	13.4
	Revenue collected by Customs in tax revenue	11.4	0.0	41.7	32.7	n.a.	19.1
	Custom duties	1.5	n.a.	21.1	30.1	7.4	70.3
	General Consumption taxes	1.1	n.a.	79.8	52.2	36.4	0.0
	Special Consumption taxes	91.7	n.a.	10.1	17.2	0.0	28.2
	Taxes on exporting goods	0.0	n.a.	0.0	0.0	2.0	0.0
	Other taxes	0.0	n.a.	0.0	0.4	0.0	0.0
Country Name		Mali	Malta	Mauritania	Mauritius	Mexico	Moldova
	Customs duties in tax revenue	n.a.	0.6	n.a.	1.7	1.9	3.5
	Revenue collected by Customs in tax revenue	n.a.	14.1	n.a.	41.5	28.5	60.4
	Custom duties	n.a.	4.0	n.a.	4.2	6.6	5.7
	General Consumption taxes	n.a.	27.0	n.a.	48.4	73.6	69.2
	Special Consumption taxes	n.a.	69.0	n.a.	47.4	19.8	22.0
	Taxes on exporting goods	n.a.	0.0	n.a.	0.0	0.0	0.0
	Other taxes	n.a.	0.0	n.a.	0.0	0.0	0.7

Country Name	Mongolia	Montenegro	Morocco	Mozambique	Namibia	Nepal
Customs duties in tax revenue	6.2	n.a.	3.9	7.7	n.a.	20.0
Revenue collected by Customs in tax revenue	28.4	n.a.	40.8	30.2	n.a.	59.2
Custom duties	21.9	65.5	9.5	25.6	n.a.	33.8
General Consumption taxes	45.3	7.2	54.6	61.9	n.a.	37.7
Special Consumption taxes	27.9	7.2	34.0	8.0	n.a.	27.3
Taxes on exporting goods	0.0	61.4	0.0	0.8	n.a.	0.1
Other taxes	0.8	0.2	1.9	2.0	n.a.	1.2
Country Name	Netherlands	New Zealand	Nicaragua	Niger	Nigeria	Norway
Customs duties in tax revenue	2.0	3.4	n.a.	n.a.	n.a.	0.3
Revenue collected by Customs in tax revenue	10.2	18.1	n.a.	n.a.	n.a.	23.2
Custom duties	19.4	18.6	n.a.	n.a.	59.5	1.3
General Consumption taxes	3.4	62.6	n.a.	n.a.	21.6	60.2
Special Consumption taxes	77.2	0.0	n.a.	n.a.	0.0	38.5
Taxes on exporting goods	0.0	0.0	n.a.	n.a.	0.0	0.0
Other taxes	0.0	3.1	n.a.	n.a.	13.8	0.0

%

WCO MEMBER PROFILES

Country Name		Oman	Pakistan	Palestine	Panama	Papua New Guinea	Paraguay
%	Customs duties in tax revenue	n.a.	11.7	0.0	5.5	n.a.	8.2
	Revenue collected by Customs in tax revenue	n.a.	41.9	0.1	20.7	n.a.	41.5
	Custom duties	n.a.	28.0	2.8	26.5	n.a.	19.9
	General Consumption taxes	n.a.	50.6	22.6	38.0	n.a.	48.3
	Special Consumption taxes	n.a.	14.7	64.1	33.7	n.a.	31.5
	Taxes on exporting goods	n.a.	0.0	0.0	0.0	n.a.	0.3
	Other taxes	n.a.	6.7	7.6	0.0	n.a.	0.0
Country Name		Peru	Philippines	Poland	Portugal	Qatar	Romania
	Customs duties in tax revenue	1.7	3.1	1.0	0.4	n.a.	n.a.
	Revenue collected by Customs in tax revenue	24.2	20.0	27.6	15.2	n.a.	n.a.
	Custom duties	7.2	15.7	3.7	2.7	86.4	n.a.
	General Consumption taxes	86.2	75.5	13.9	25.8	0.0	n.a.
	Special Consumption taxes	5.9	8.8	78.8	0.0	0.0	n.a.
	Taxes on exporting goods	0.0	0.0	0.0	0.0	0.0	n.a.
	Other taxes	0.0	0.0	0.0	0.0	0.0	n.a.

Country Name	Russian Federation	Rwanda	Saint Lucia	Samoa	Sao Tome and Principe	Saudi Arabia	
Customs duties in tax revenue	n.a.	7.1	n.a.	22.7	98.6	n.a.	%
Revenue collected by Customs in tax revenue	n.a.	29.3	n.a.	80.3	98.6	n.a.	
Custom duties	65.6	24.1	58.7	28.2	100.0	100.0	
General Consumption taxes	33.0	39.6	23.7	71.8	0.0	0.0	
Special Consumption taxes	1.1	24.1	9.1	0.0	0.0	0.0	
Taxes on exporting goods	55.9	0.0	0.1	0.0	0.0	0.9	
Other taxes	0.2	12.1	8.5	0.0	0.0	0.0	
Country Name	Senegal	Serbia	Seychelles	Sierra Leone	Singapore	Slovakia	
Customs duties in tax revenue	10.5	3.4	n.a.	n.a.	0.0	0.3	
Revenue collected by Customs in tax revenue	30.4	43.9	n.a.	n.a.	14.9	48.2	
Custom duties	34.4	7.7	n.a.	n.a.	0.1	0.6	
General Consumption taxes	64.8	76.1	n.a.	n.a.	68.5	54.6	
Special Consumption taxes	0.8	15.7	n.a.	n.a.	31.3	44.7	
Taxes on exporting goods	0.0	0.0	n.a.	n.a.	0.0	0.0	
Other taxes	0.0	0.1	n.a.	n.a.	0.0	0.0	



WCO MEMBER PROFILES

Country Name		Slovenia	Somalia	South Africa	South Sudan	Spain	Sri Lanka
%	Customs duties in tax revenue	1.0	n.a.	4.2	n.a.	1.0	n.a.
	Revenue collected by Customs in tax revenue	29.2	n.a.	18.4	n.a.	7.8	n.a.
	Custom duties	3.3	n.a.	22.5	n.a.	12.3	15.1
	General Consumption taxes	29.9	n.a.	75.1	n.a.	87.5	11.7
	Special Consumption taxes	0.2	n.a.	1.8	n.a.	0.2	49.1
	Taxes on exporting goods	0.0	n.a.	0.1	n.a.	0.0	0.4
	Other taxes	0.2	n.a.	0.1	n.a.	0.0	23.7
Country Name		Sudan	Swaziland	Sweden	Switzerland	Syrian Arab Republic	Tajikistan
	Customs duties in tax revenue	n.a.	n.a.	0.6	1.7	n.a.	4.8
	Revenue collected by Customs in tax revenue	n.a.	n.a.	1.1	34.3	n.a.	35.7
	Custom duties	37.2	n.a.	56.1	4.9	n.a.	13.5
	General Consumption taxes	20.8	n.a.	42.6	46.3	n.a.	78.3
	Special Consumption taxes	0.0	n.a.	1.3	34.5	n.a.	6.4
	Taxes on exporting goods	42.0	n.a.	0.0	0.0	n.a.	0.0
	Other taxes	0.0	n.a.	0.0	12.8	n.a.	1.7

Country Name	Tanzania	Thailand	The Former Yugoslav Republic of Macedonia	Timor-Leste	Togo	Tonga
Customs duties in tax revenue	7.2	4.9	4.6	n.a.	23.1	n.a.
Revenue collected by Customs in tax revenue	40.6	21.9	71.9	n.a.	59.8	n.a.
Custom duties	17.7	22.5	6.4	100.0	38.5	n.a.
General Consumption taxes	33.5	56.0	58.8	0.0	52.3	n.a.
Special Consumption taxes	25.4	13.7	11.6	0.0	6.1	n.a.
Taxes on exporting goods	1.1	0.0	0.0	0.0	1.0	n.a.
Other taxes	23.5	0.0	0.9	0.0	1.4	n.a.
Country Name	Trinidad and Tobago	Tunisia	Turkey	Turkmenistan	Uganda	Ukraine
Customs duties in tax revenue	7.8	4.2	1.4	n.a.	8.4	n.a.
Revenue collected by Customs in tax revenue	22.7	23.9	20.8	n.a.	42.9	n.a.
Custom duties	34.3	17.7	6.7	n.a.	19.7	20.0
General Consumption taxes	53.1	59.9	84.0	n.a.	41.1	68.8
Special Consumption taxes	0.1	19.3	4.7	n.a.	32.1	11.3
Taxes on exporting goods	0.0	0.2	0.1	n.a.	0.3	0.2
Other taxes	5.2	3.1	4.4	n.a.	7.1	0.0

%

WCO MEMBER PROFILES

	Country Name	Union of Myanmar (Republic of the)	United Arab Emirates	United Kingdom	United States	Uruguay	Uzbekistan
%	Customs duties in tax revenue	7.5	n.a.	3.8	1.1	5.1	n.a.
	Revenue collected by Customs in tax revenue	7.5	n.a.	8.1	1.4	29.5	n.a.
	Custom duties	100.0	n.a.	46.4	78.9	17.4	n.a.
	General Consumption taxes	0.0	n.a.	52.4	0.0	66.2	n.a.
	Special Consumption taxes	0.0	n.a.	1.2	7.4	7.2	n.a.
	Taxes on exporting goods	0.0	n.a.	0.0	0.0	2.0	n.a.
	Other taxes	0.0	n.a.	0.0	12.4	6.0	n.a.
	Country Name	Vanuatu	Venezuela	Vietnam	Yemen	Zambia	Zimbabwe
	Customs duties in tax revenue	17.9	n.a.	n.a.	n.a.	6.4	n.a.
	Revenue collected by Customs in tax revenue	50.6	n.a.	n.a.	n.a.	39.8	n.a.
	Custom duties	35.3	n.a.	30.6	n.a.	16.0	n.a.
	General Consumption taxes	37.7	n.a.	61.9	n.a.	56.3	n.a.
	Special Consumption taxes	24.0	n.a.	7.0	n.a.	19.5	n.a.
	Taxes on exporting goods	0.0	n.a.	2.6	n.a.	0.2	n.a.
	Other taxes	0.8	n.a.	0.0	n.a.	7.2	n.a.

Explanatory notes

"Customs duties in tax revenue" was calculated by dividing Customs duties, such as import and export duties, by the total tax revenue collected by government.

"Revenue collected by Customs in tax revenue" was calculated by dividing the total tax revenue collected by Customs by the total tax revenue collected by government.

The proportion of "Customs duties" in tax revenue of Customs was calculated by dividing Customs duties, such as import duties and export duties, by the total tax revenue collected by Customs.

The proportion of "general consumption taxes", such as VAT and sales tax, in tax revenue of Customs was calculated by dividing general consumption taxes by the total tax revenue collected by Customs.

The proportion of "special consumption taxes", such as excises, in tax revenue of Customs, was calculated by dividing special consumption taxes by the total tax revenue collected by Customs.

The proportion of "taxes on exporting goods" in tax revenue of Customs was calculated by dividing the sum of export duties and taxes on export by the total tax revenue collected by Customs.

Fees, penalties, and interests are excluded from the tax revenue collected by Customs.

The proportion "Other tax", such as stamp duty or road tax, in tax revenue of Customs was calculated by dividing the sum of other taxes collected by Customs by the total tax revenue collected by Customs.

WCO NEWS AND UPCOMING EVENTS



The WCO's mainstay publication is published on a triannual basis and sheds light on key topics relevant for Customs and the international trade community:



PICARD MANILA 2016




STAKEHOLDER PARTNERSHIPS



Collaboration and cooperation is fundamental to the success of the WCO. The Organization proactively engages and collaborates with institutions around the world. A further nine Memoranda of Understanding

(MOUs), Memoranda of Cooperation (MOCs), or Declarations were signed in the period 2015-2016 further enhancing Customs cooperation throughout the world.

Date	Type	Organization	Place of Signing	Terms of References
12 June 2015	MOU	Jordan Customs Agency	WCO	Establishment of a Regional Training Centre in Amman, Jordan.
12 June 2015	MOC	World Organization for Animal Health (OIE)	WCO	Closer cooperation in matters of common interest pertaining to the Parties' respective fields of competence.
7 September 2015	MOU	Azerbaijan State Customs Committee	Baku, Azerbaijan	Certification of the State Customs Committee's Dog Training Centre as a WCO Regional Dog Training Centre.
15 December 2015	MOU	TradeMark East Africa (TMEA)	Nairobi, Kenya	To provide a framework for cooperation and to facilitate collaboration between the Parties.
7 January 2016	MOU	Wildlife Conservation Authority (WCS)	WCO	To work towards the reduction of illegal wildlife products moving across international borders.
15 March 2016	Declaration	United for Wildlife Transport Taskforce Buckingham Palace Declaration	London	To repress illegal wildlife trafficking routes.
19 April 2016	MOU	Organisation for Economic Co-Operation and Development (OECD)	Paris	To improve understanding of the economic and social impacts of illicit trade and public revenues, and to recommend actions that strengthen regulatory and public governance frameworks.
14 June 2016	Joint Declaration	United Nations Industrial Development Organization (UNIDO)	WCO	To cooperate towards effective implementation of the WTO Trade Facilitation Agreement (TFA).
17 June 2016	MOU	Eurasian Economic Commission	WCO	To enhance cooperation with regard to trade facilitation and Customs regulations.



ABBREVIATIONS



AEO	Authorized Economic Operator
CBM	Co-ordinated Border Management
CBD	Capacity Building Directorate
CCC	Customs Co-operation Council
CEN	Customs Enforcement Network
C&F	Compliance and Facilitation Directorate
HS	Harmonized Commodity Description and Coding System of tariff nomenclature
PCA	Post Clearance Audit
RILO	Regional Intelligence Liaison Office
RCL	Regional Customs Laboratory
RKC	Revised Kyoto Convention
ROCB	Regional Office for Capacity Building
RU	Research Unit
RDTC	Regional Dog Training Centre
RTC	Regional Training Centre
SAFE Framework	Framework of Standards to Secure and Facilitate Global Trade
T&TA	Tariff and Trade Affairs Directorate
WCO	World Customs Organization
WTO	World Trade Organization

PHOTOS CREDIT

Cover, p. 2:	WCO/David Plas
pp. 5, 7:	WCO
pp. 8, 9, 10, 11:	WCO
p. 19:	Japan Customs, Sweden Customs, Italy Customs
p. 20:	WCO/David Plas
p. 21:	Top left to right: Denmark Customs, New Zealand Customs, Brazil Customs, Canaria Customs, France Customs, Serbian Customs, Belgium Customs
pp. 25, 55, 85:	WCO/David Plas
p. 99:	WCO
p. 101:	WCO

PUBLISHER

World Customs Organization

DATE OF PUBLICATION

13 July 2016

RIGHTS AND PERMISSION

Copyright ©2016 World Customs Organization

All rights reserved. Requests and inquiries concerning translation, reproduction and adaptation rights should be addressed to copyright@wcoomd.org.

D/2016/0448/13



WORLD CUSTOMS ORGANIZATION

www.wcoomd.org

acapella.be