

# UTIKAD LOGISTICS INDUSTRY REPORT 2021



# CONTENTS



Turkey's Logistics  
Industry and  
Foreign Trade



International Rail  
Freight Transport



International Road  
Freight Transport



International Air  
Freight Transport

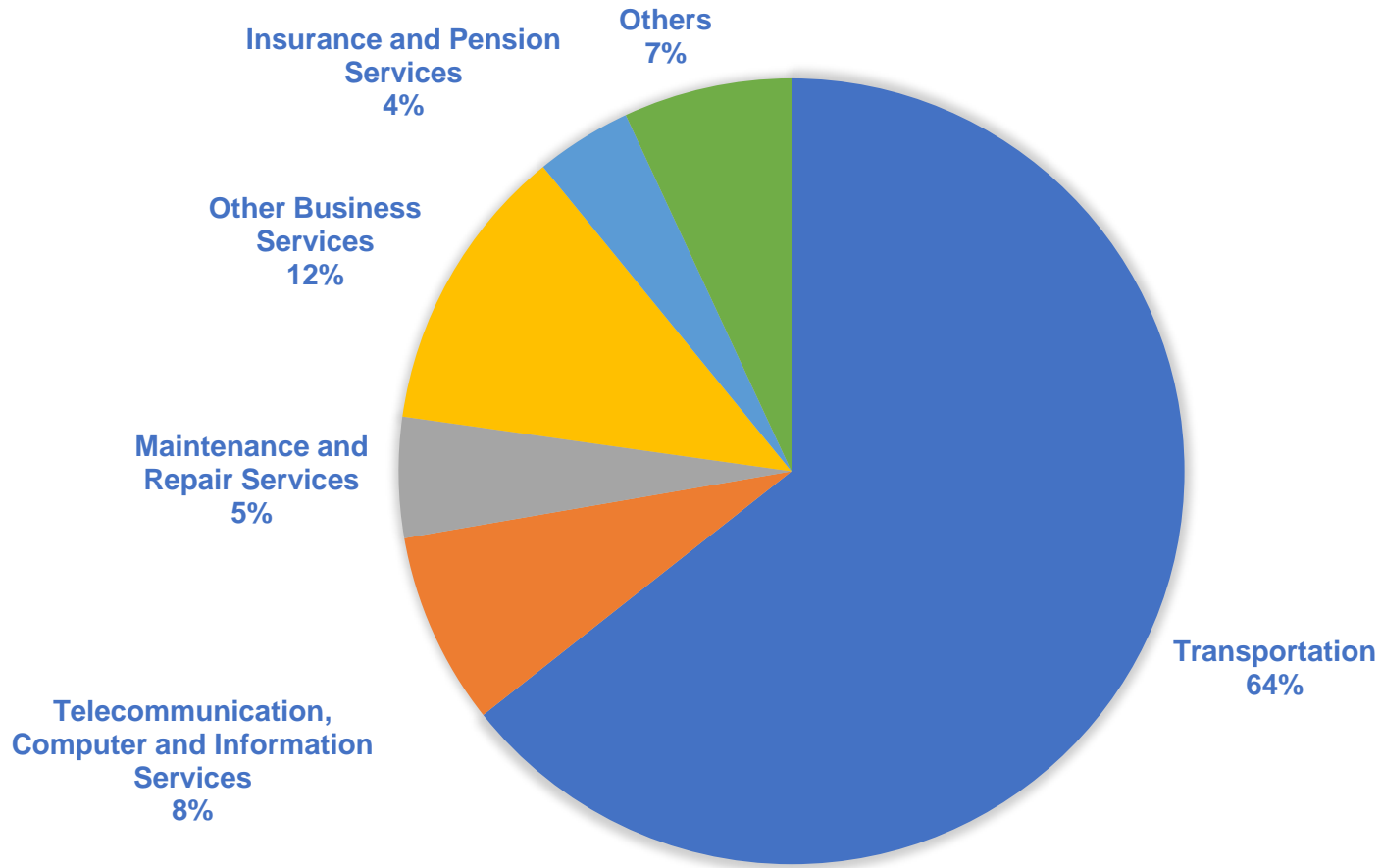


International  
Maritime Freight  
Transport

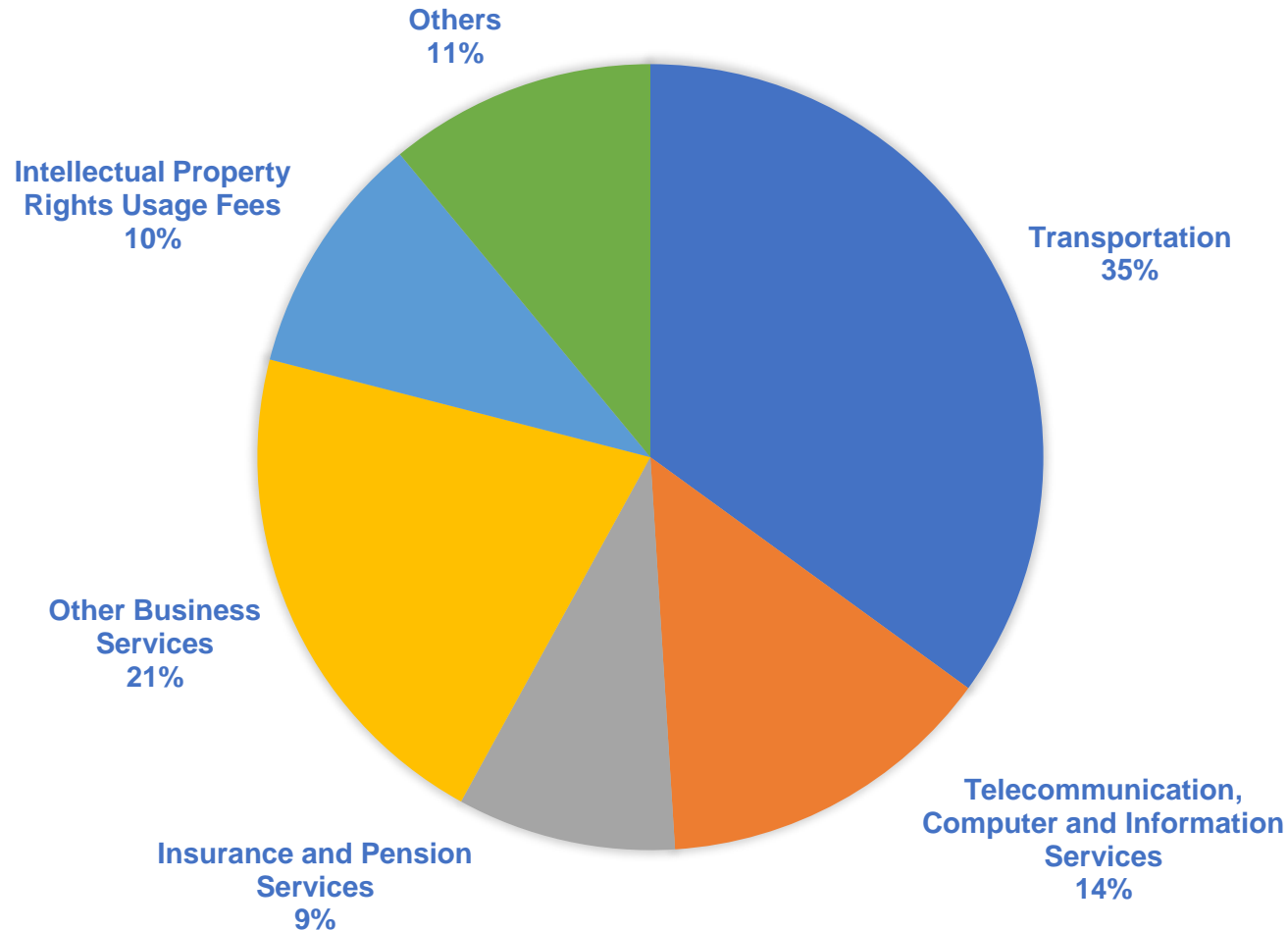
# **TURKEY'S LOGISTICS INDUSTRY AND FOREIGN TRADE**



## SERVICE EXPORT BY SERVICE TYPES



## SERVICE IMPORT BY SERVICE TYPES



## SHARE OF TRANSPORTATION MODES IN IMPORT AND EXPORT (VALUE BASED)

Years	Road		Air		Maritime		Rail	
	Import	Export	Import	Export	Import	Export	Import	Export
<b>2011</b>	21,97	37,60	10,62	6,42	65,85	55,05	1,57	0,93
<b>2012</b>	20,26	33,35	12,23	14,40	66,31	51,57	1,21	0,67
<b>2013</b>	18,69	35,66	15,21	8,61	65,28	55,10	0,83	0,64
<b>2014</b>	18,23	35,29	12,07	9,01	69,11	55,11	0,59	0,59
<b>2015</b>	19,09	32,70	11,11	12,10	69,14	54,64	0,65	0,56
<b>2016</b>	19,16	31,62	12,83	12,54	67,22	55,39	0,80	0,45
<b>2017</b>	18,01	29,59	16,33	10,98	65,10	58,99	0,56	0,44
<b>2018</b>	17,88	28,00	14,40	8,25	67,09	63,31	0,62	0,44
<b>2019</b>	20,56	30,36	16,17	8,28	62,47	60,82	0,80	0,54
<b>2020</b>	21,14	31,61	19,82	7,58	57,96	60,04	1,08	0,77
<b>2021</b>	20,79	30,85	11,08	8,40	66,91	60,01	1,23	0,74

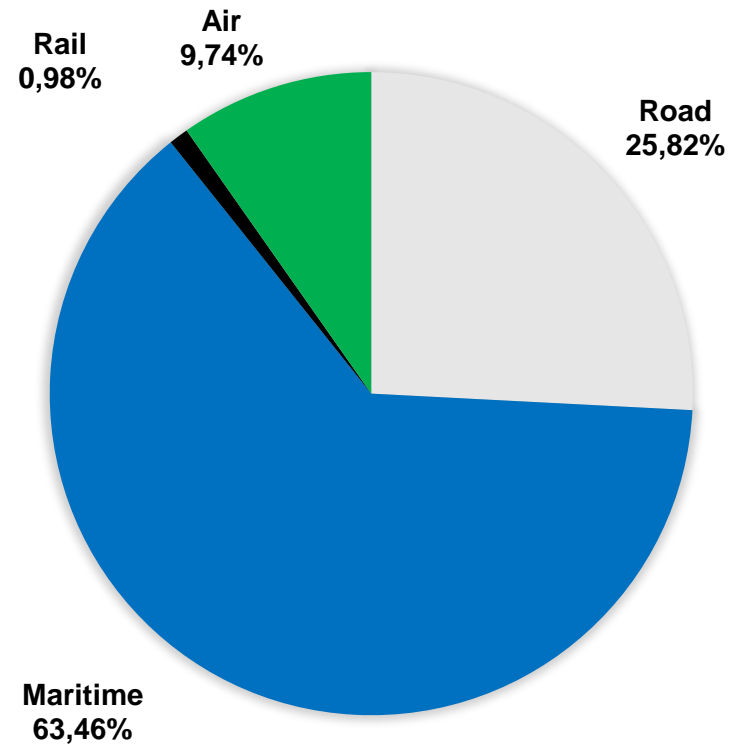
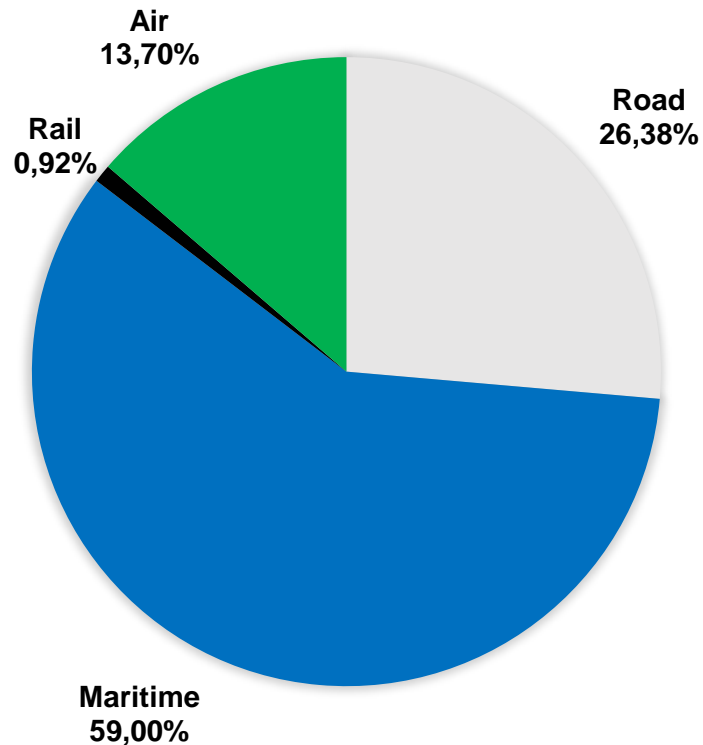
## SHARE OF TRANSPORTATION MODES IN IMPORT AND EXPORT (WEIGHT BASED)

Years	Road		Air		Maritime		Rail	
	Import	Export	Import	Export	Import	Export	Import	Export
<b>2011</b>	4,47	24,22	0,08	0,97	94,75	73,84	0,70	0,97
<b>2012</b>	3,98	22,54	0,06	0,99	95,38	75,83	0,59	0,63
<b>2013</b>	4,11	24,25	0,07	1,03	95,27	74,38	0,55	0,35
<b>2014</b>	3,89	24,04	0,07	1,12	95,60	74,41	0,45	0,42
<b>2015</b>	3,73	24,68	0,07	1,15	95,76	73,69	0,45	0,49
<b>2016</b>	3,72	24,49	0,06	0,81	95,78	74,19	0,43	0,52
<b>2017</b>	4,00	22,12	0,06	0,81	95,56	76,49	0,37	0,58
<b>2018</b>	4,05	20,44	0,05	0,83	95,48	78,25	0,42	0,48
<b>2019</b>	4,34	17,59	0,06	0,87	95,12	81,09	0,49	0,45
<b>2020</b>	4,33	16,79	0,05	0,39	95,08	82,19	0,54	0,64
<b>2021</b>	5,36	17,78	0,05	0,49	93,94	80,96	0,64	0,77

## FOREIGN TRADE BY TRANSPORTATION TYPE (VALUE BASED)

End of 2020

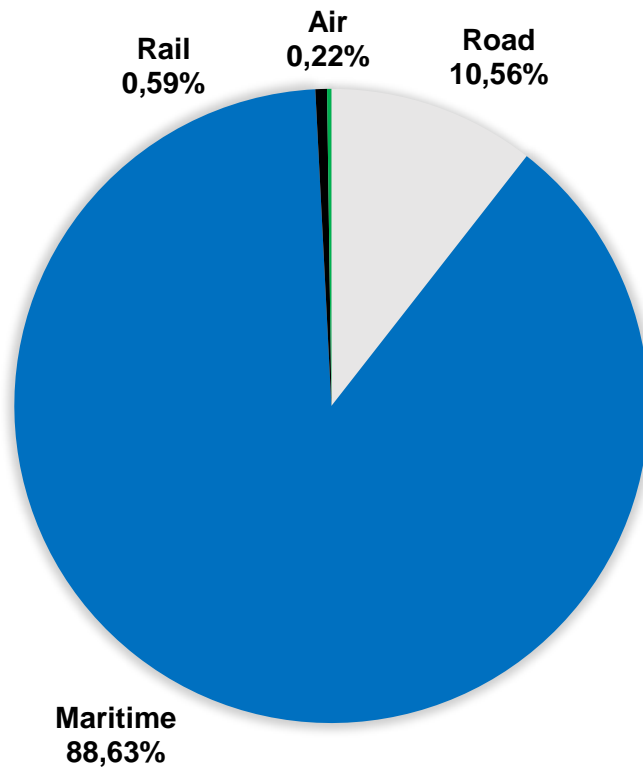
End of 2021



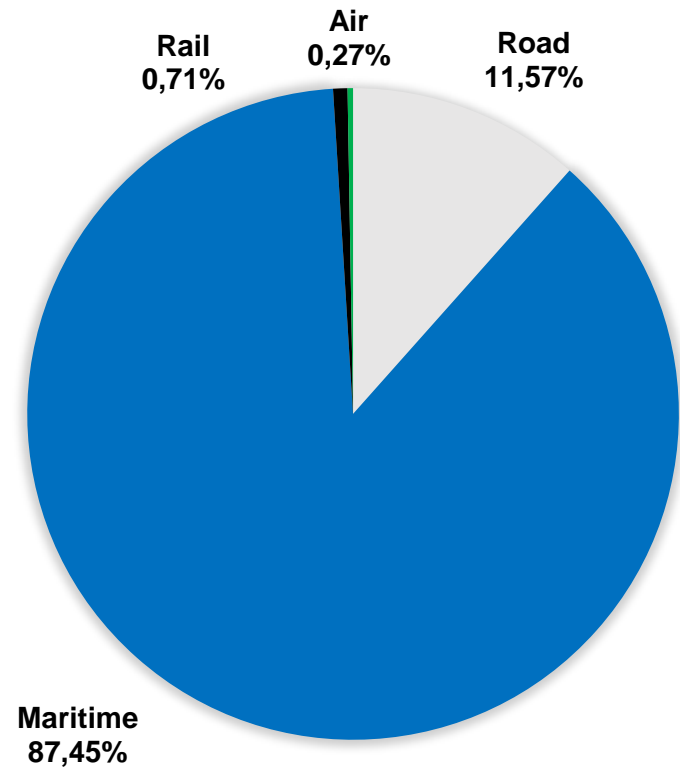


## FOREIGN TRADE BY TRANSPORTATION TYPE (WEIGHT BASED)

End of 2020



End of 2021



## AVERAGE VALUE OF 1 KILOGRAM FREIGHT (\$)

Years	Road		Air		Maritime		Rail	
	Import	Export	Import	Export	Import	Export	Import	Export
<b>2017</b>	4,36	1,79	259,32	18,15	0,66	1,03	1,45	1,02
<b>2018</b>	4,27	1,80	253,14	13,10	0,68	1,07	1,45	1,20
<b>2019</b>	4,00	2,06	245,54	11,35	0,55	0,89	1,38	1,42
<b>2020</b>	4,41	2,02	389,18	20,96	0,55	0,78	1,82	1,29
<b>2021</b>	4,01	2,16	227,06	21,36	0,74	0,92	1,99	1,19

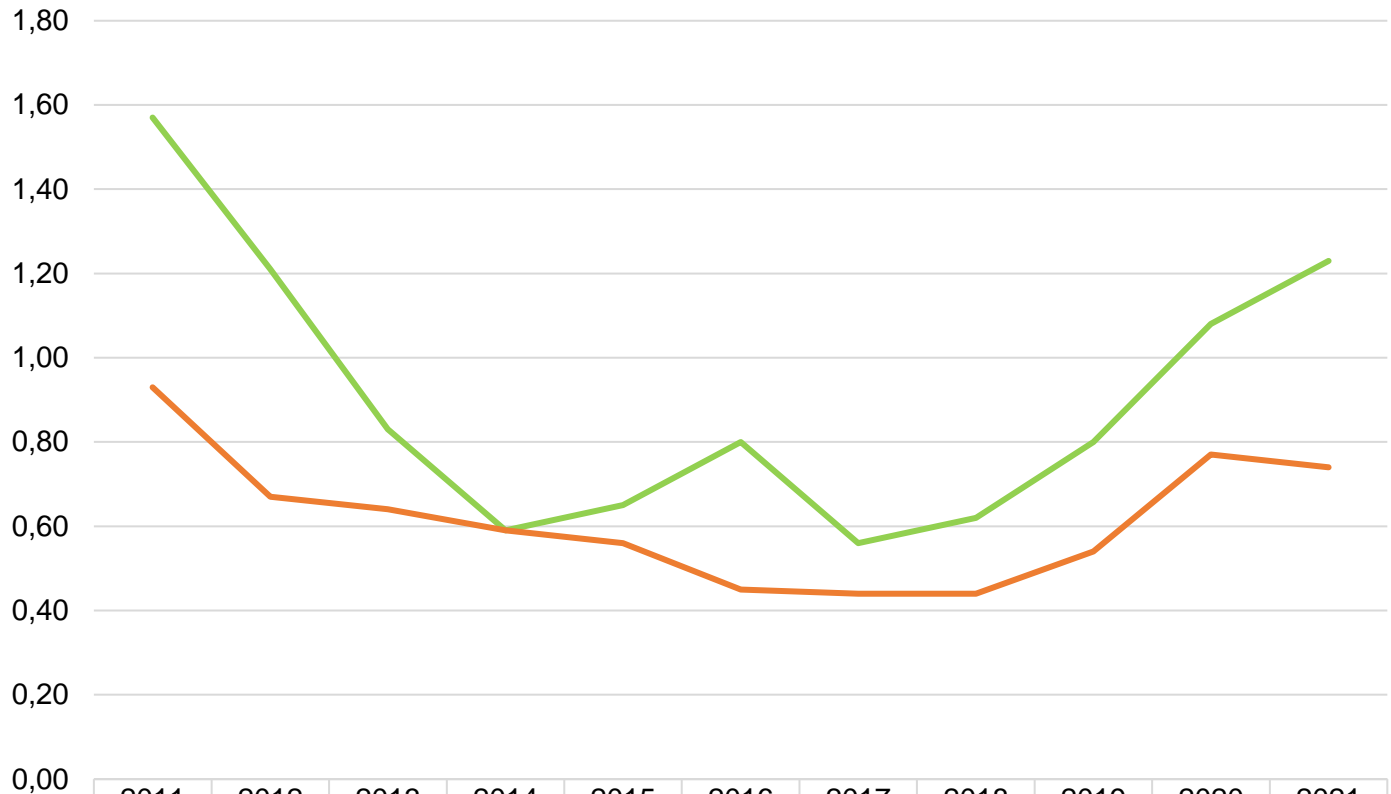
## TURKEY'S IMPORTS AND EXPORTS

Years	Export (\$)	Change (%)	Import (\$)	Change (%)	Export-Import Difference (\$)	Foreign Trade Volume	Import Coverage Ratio Of Export
<b>2011</b>	<b>134.906.868</b>	<b>18,5</b>	<b>240.841.676</b>	<b>29,8</b>	<b>-105.93.807</b>	<b>375.748.545</b>	<b>56,0</b>
<b>2012</b>	152.461.736	13,0	236.545.141	-1,8	-84.083.404	389.006.877	64,5
<b>2013</b>	161.480.915	5,5	260.822.803	6,4	-99.341.888	422.303.708	61,9
<b>2014</b>	166.504.862	3,1	251.142.429	-3,7	-84.637.567	317.647.291	66,3
<b>2015</b>	150.982.114	-9,3	216.619.211	-14,9	-62.637.098	364.601.325	70,7
<b>2016</b>	149.246.999	-1,1	202.189.242	-5,4	-52.942.243	351.436.241	73,8
<b>2017</b>	164.494.619	10,2	238.715.128	18,1	-74.220.509	403.209.747	68,9
<b>2018</b>	177.168.756	7,7	231.152.483	-3,2	-53.983.726	408.321.239	76,6
<b>2019</b>	180.832.722	2,1	210.345.203	-9,0	-29.512.481	391.177.924	86,0
<b>2020</b>	169.637.755	-6,2	219.516.807	-4,4	-49.879.052	289.154.562	77,3

# INTERNATIONAL RAIL FREIGHT TRANSPORT



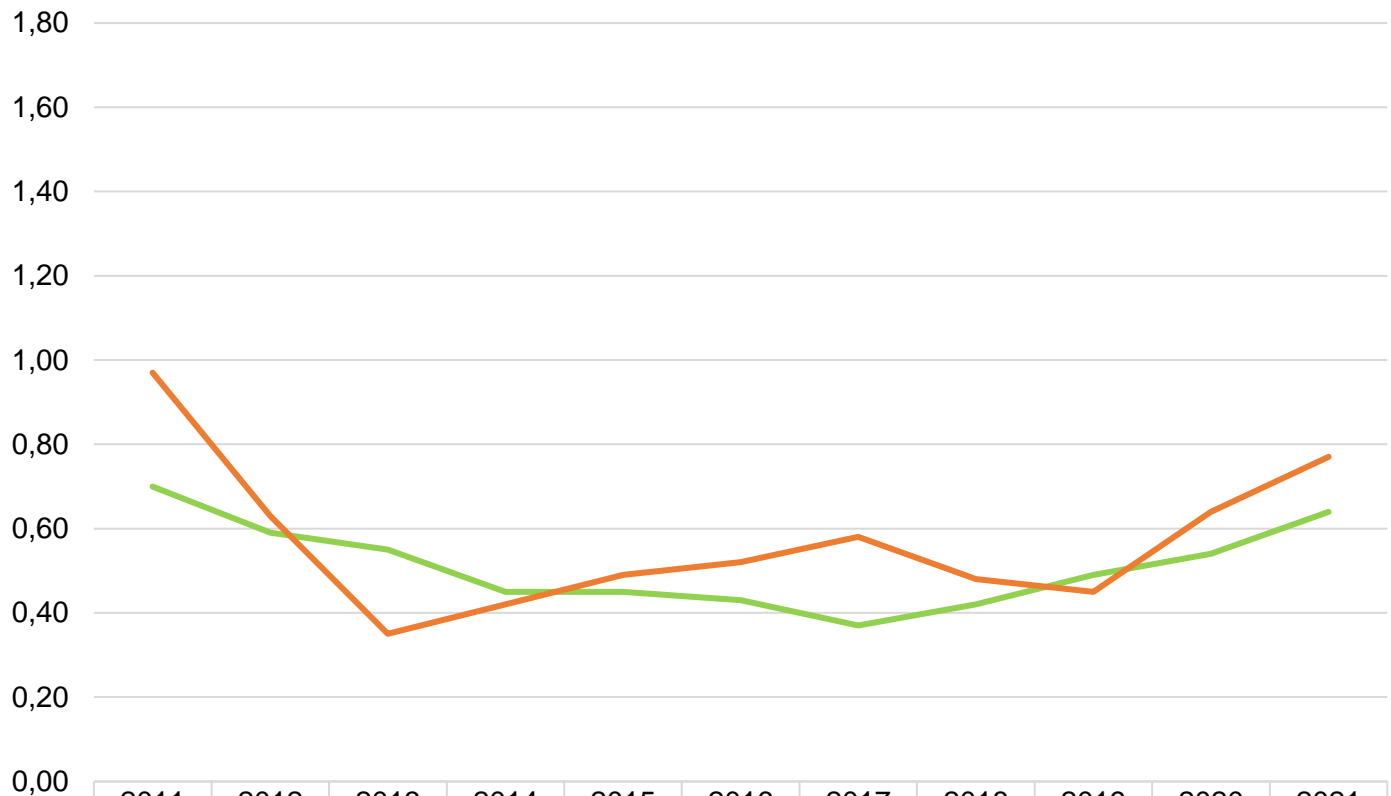
## SHARE OF RAIL TRANSPORTATION IN TURKEY'S FOREIGN TRADE (VALUE BASED)



— Share of Rail in Import (%)

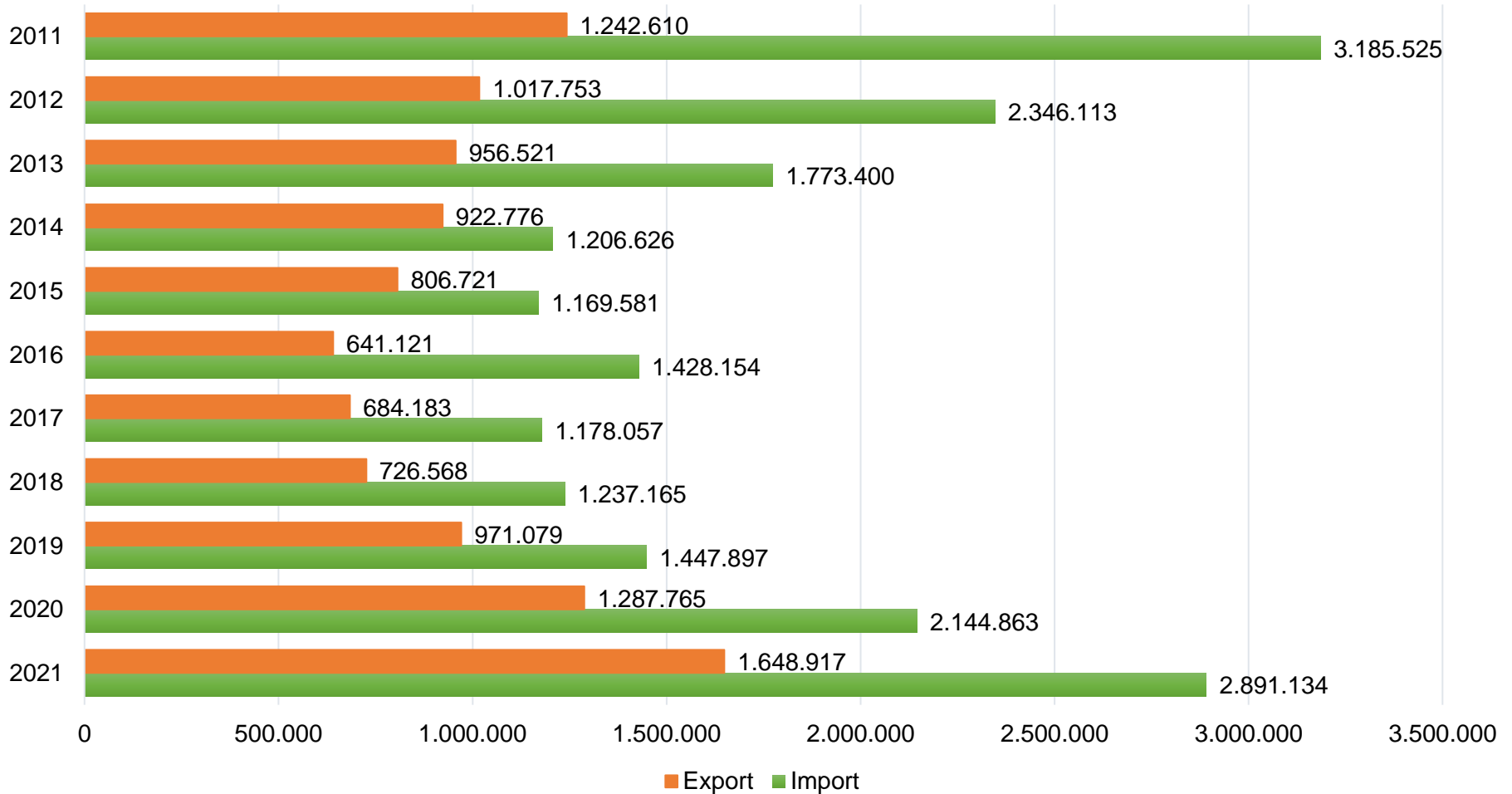
— Share of Rail in Export (%)

## SHARE OF RAIL TRANSPORTATION IN TURKEY'S FOREIGN TRADE (WEIGHT BASED)

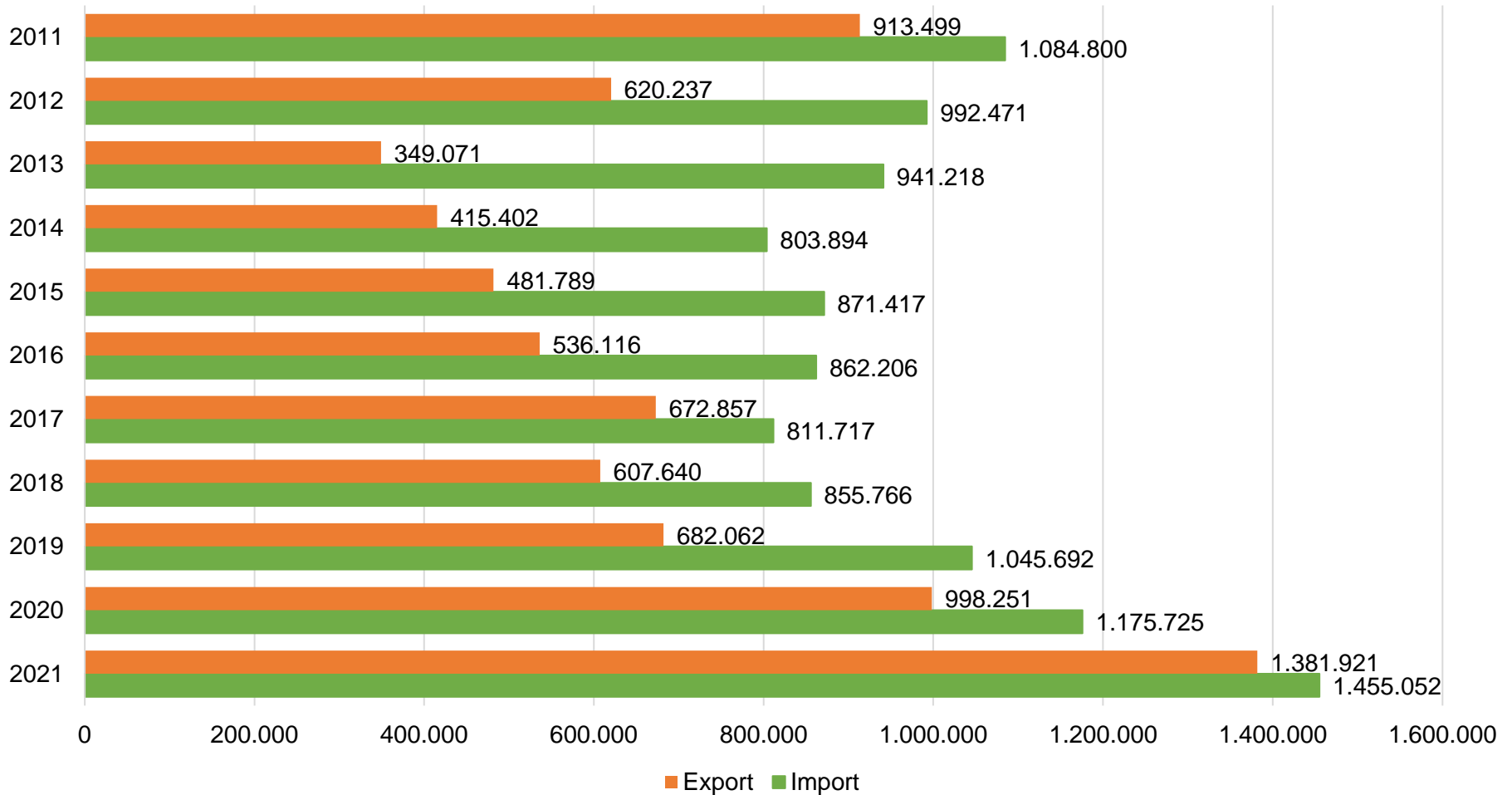


	2011	2012	2013	2014	2015	2016	2017	2018	2019	2020	2021
Share of Rail in Import (%)	0,7	0,59	0,55	0,45	0,45	0,43	0,37	0,42	0,49	0,54	0,64
Share of Rail in Export (%)	0,97	0,63	0,35	0,42	0,49	0,52	0,58	0,48	0,45	0,64	0,77

## INTERNATIONAL RAILWAY TRANSPORT ON THE BASIS OF VALUE



# INTERNATIONAL RAILWAY TRANSPORT ON THE BASIS OF WEIGHT

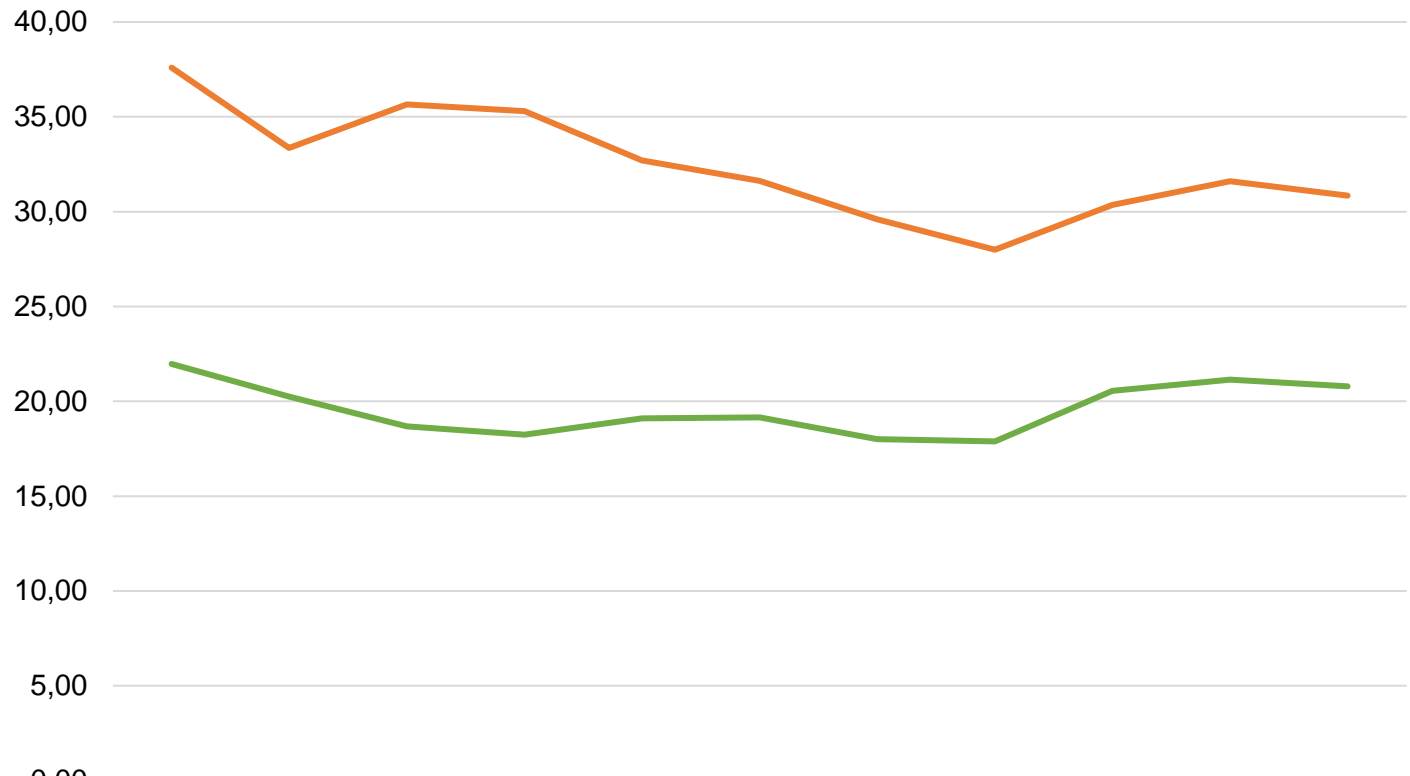




# INTERNATIONAL ROAD FREIGHT TRANSPORT

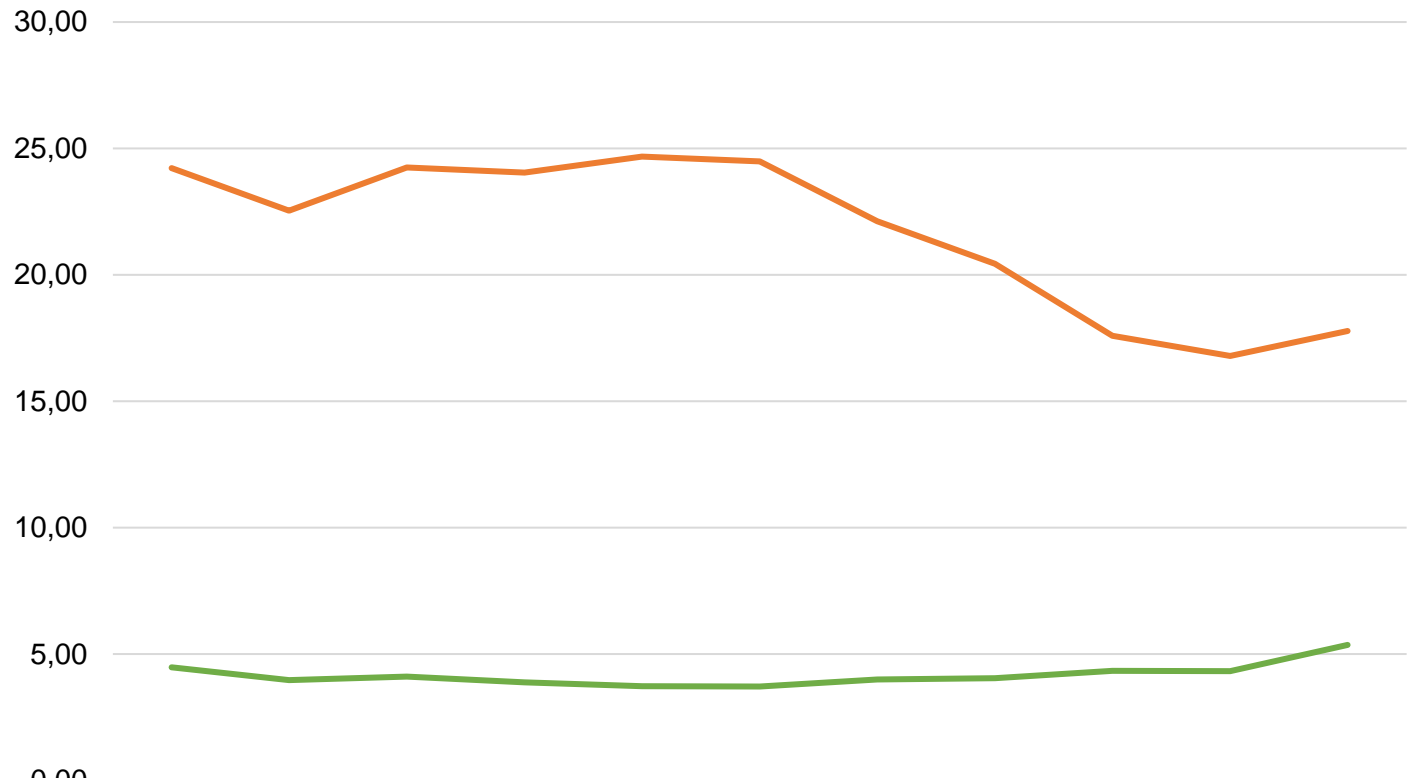


## SHARE OF ROAD TRANSPORTATION IN TURKEY'S FOREIGN TRADE (VALUE BASED)



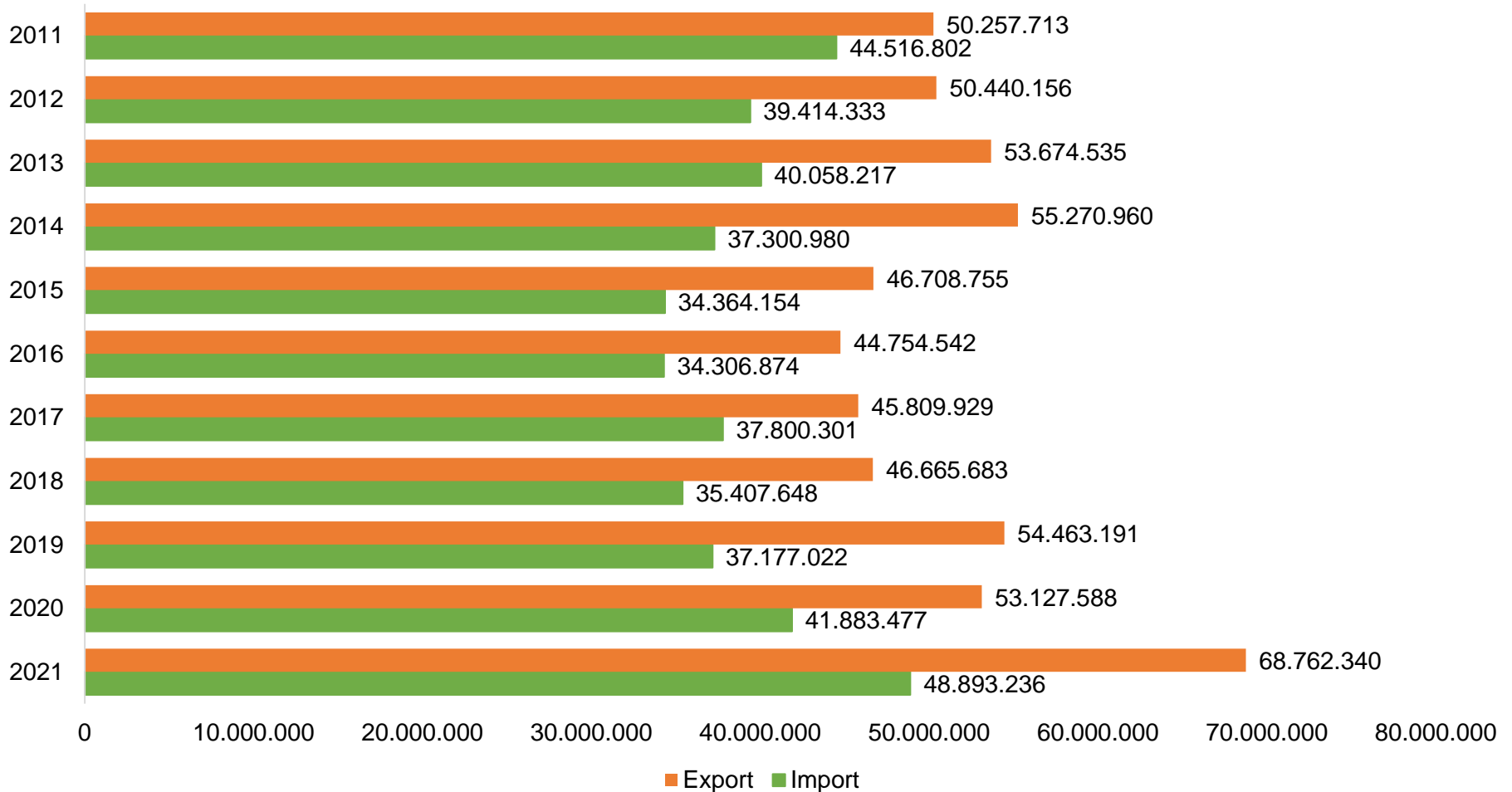
	2011	2012	2013	2014	2015	2016	2017	2018	2019	2020	2021
Share of Rail in Import (%)	21,97	20,26	18,69	18,23	19,09	19,16	18,01	17,88	20,56	21,14	20,79
Share of Rail in Export (%)	37,60	33,35	35,66	35,29	32,70	31,62	29,59	28,00	30,36	31,61	30,85

## SHARE OF ROAD TRANSPORTATION IN TURKEY'S FOREIGN TRADE (VALUE BASED)

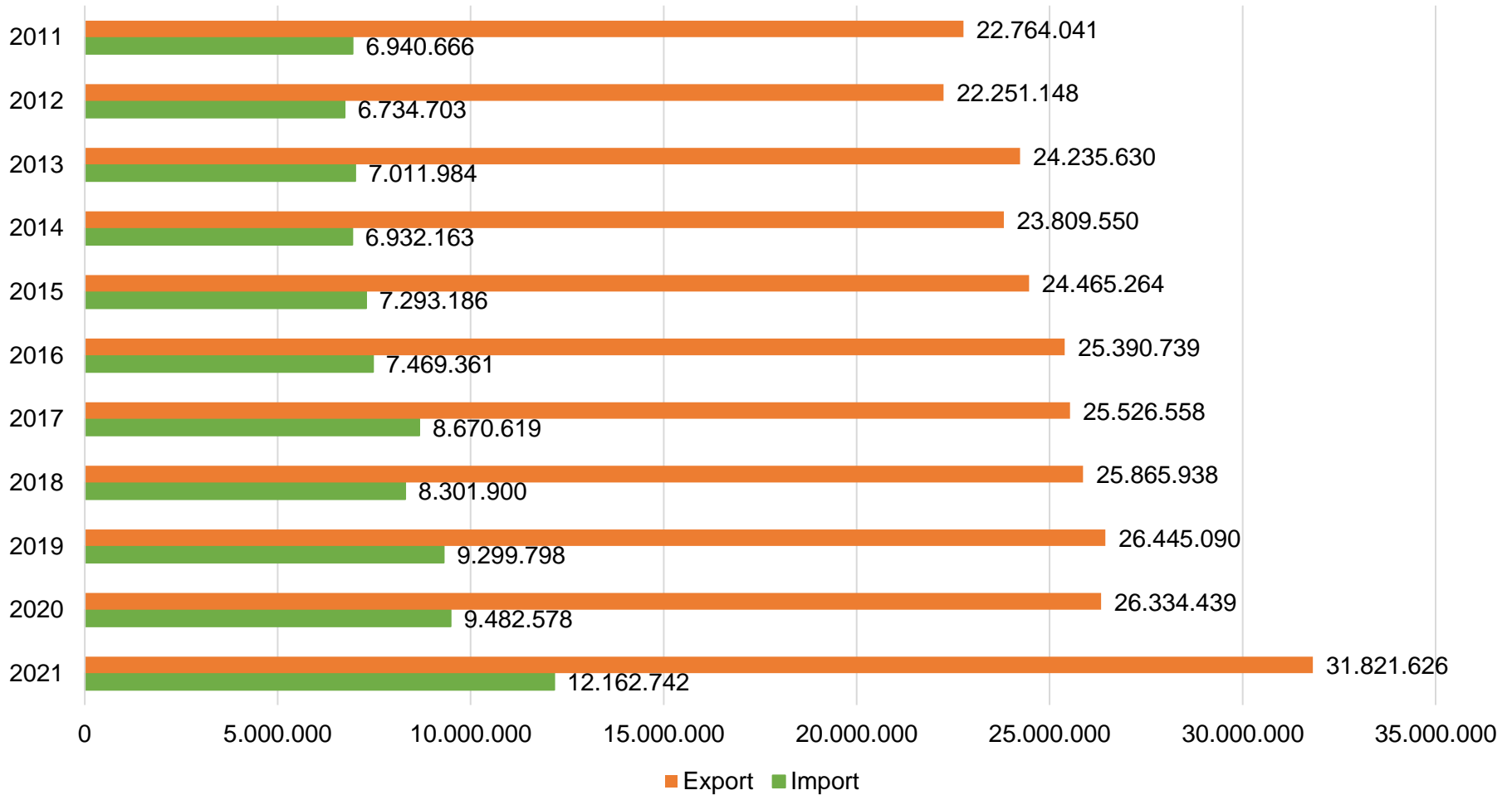


	2011	2012	2013	2014	2015	2016	2017	2018	2019	2020	2021
Share of Rail in Import (%)	4,47	3,98	4,11	3,89	3,73	3,72	4,00	4,05	4,34	4,33	5,36
Share of Rail in Export (%)	24,22	22,54	24,25	24,04	24,68	24,49	22,12	20,44	17,59	16,79	17,78

# INTERNATIONAL ROAD TRANSPORT ON THE BASIS OF VALUE



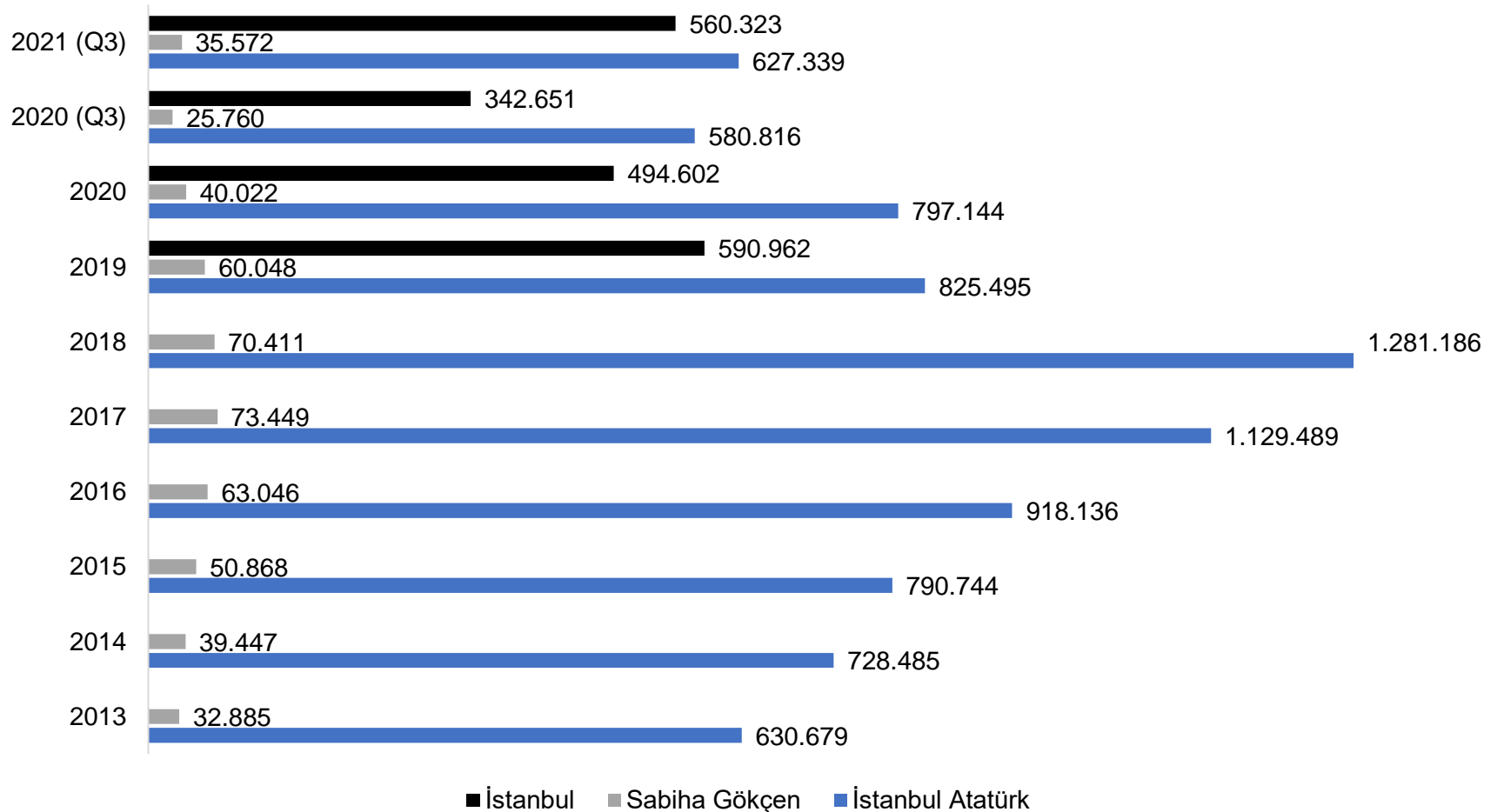
## INTERNATIONAL ROAD TRANSPORT ON THE BASIS OF WEIGHT



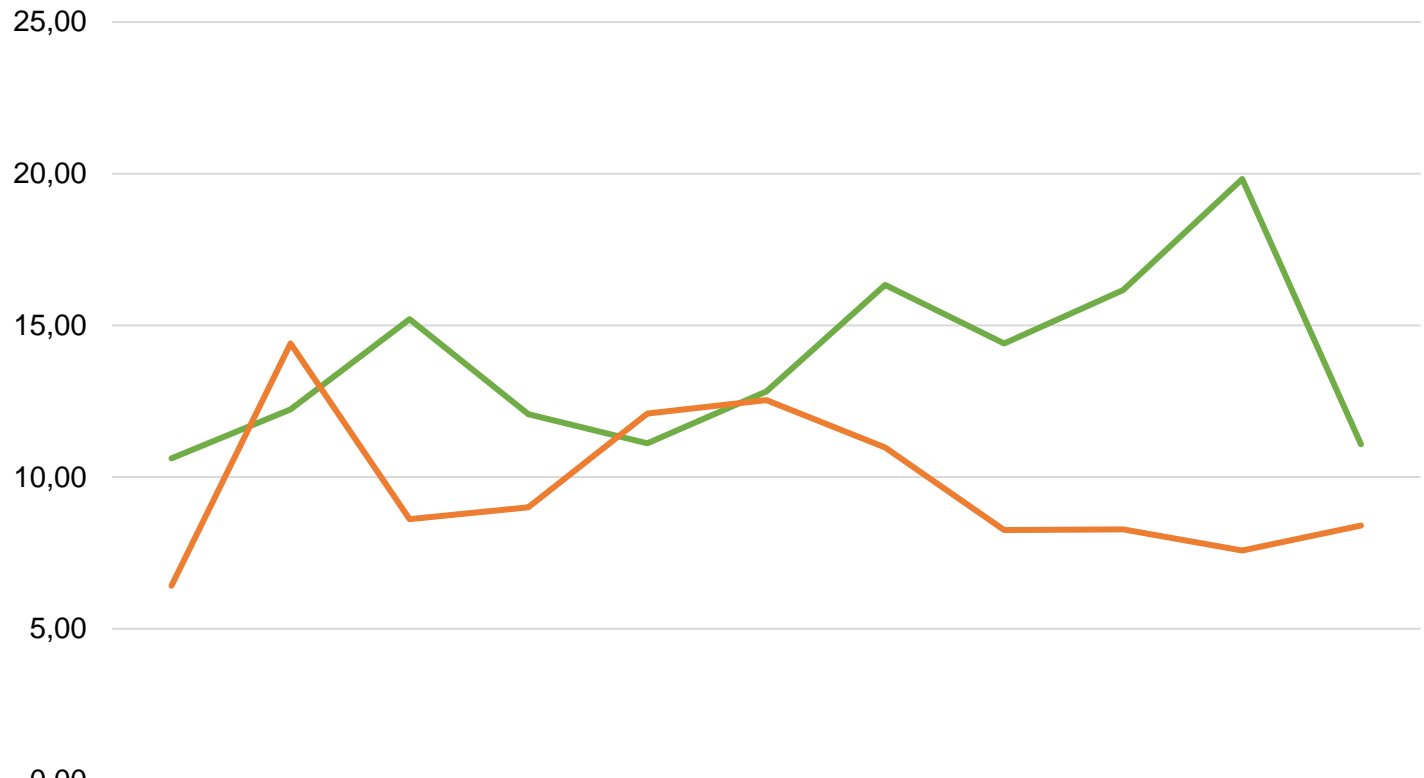
# INTERNATIONAL AIR FREIGHT TRANSPORT



## DOMESTIC AND INTERNATIONAL CARGO TRAFFIC AT THE AIRPORTS IN ISTANBUL



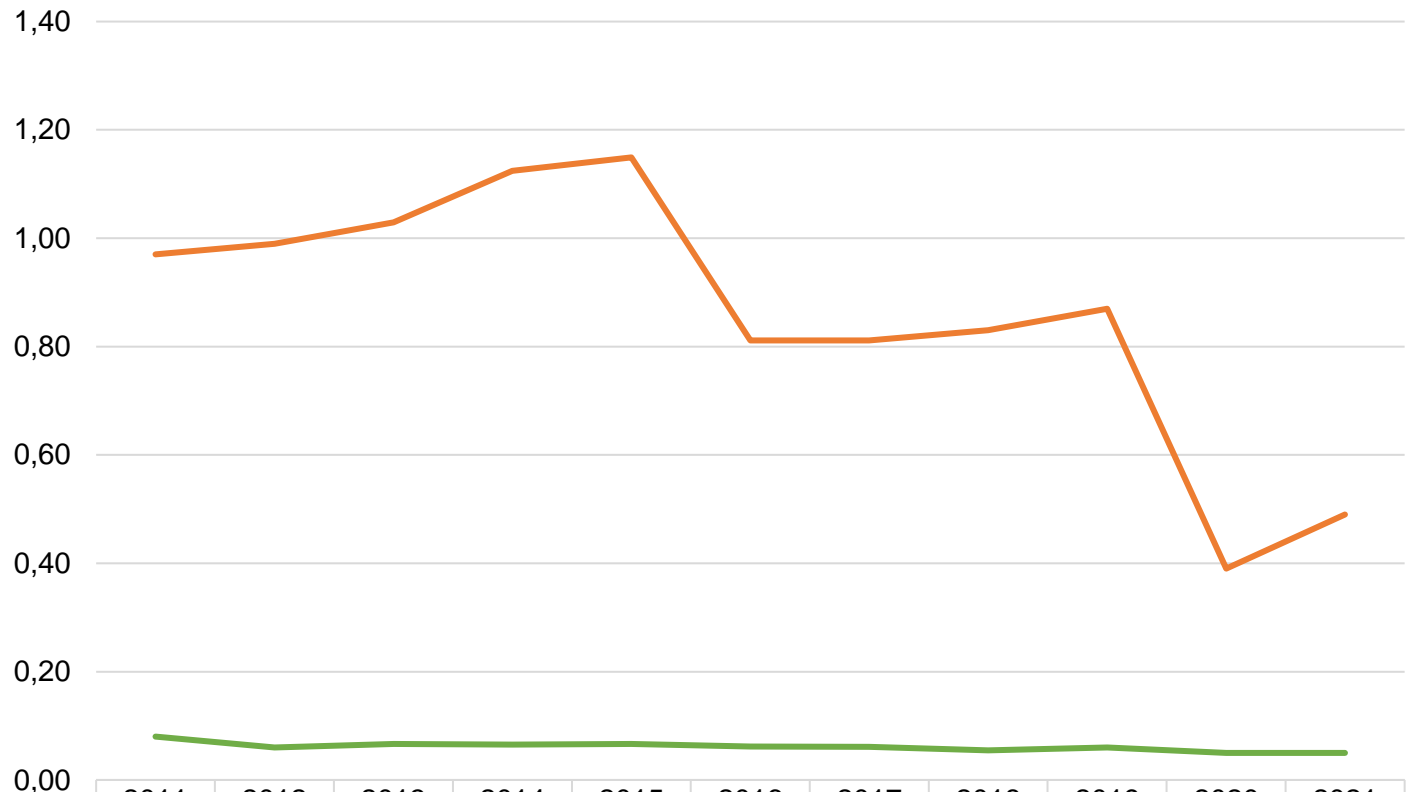
## SHARE OF AIR TRANSPORTATION IN TURKEY'S FOREIGN TRADE (VALUE BASED)



	2011	2012	2013	2014	2015	2016	2017	2018	2019	2020	2021
Share of Air in Import (%)	10,62	12,23	15,21	12,07	11,11	12,83	16,33	14,40	16,17	19,82	11,08
Share of Air in Export (%)	6,42	14,40	8,61	9,01	12,10	12,54	10,98	8,25	8,28	7,58	8,40

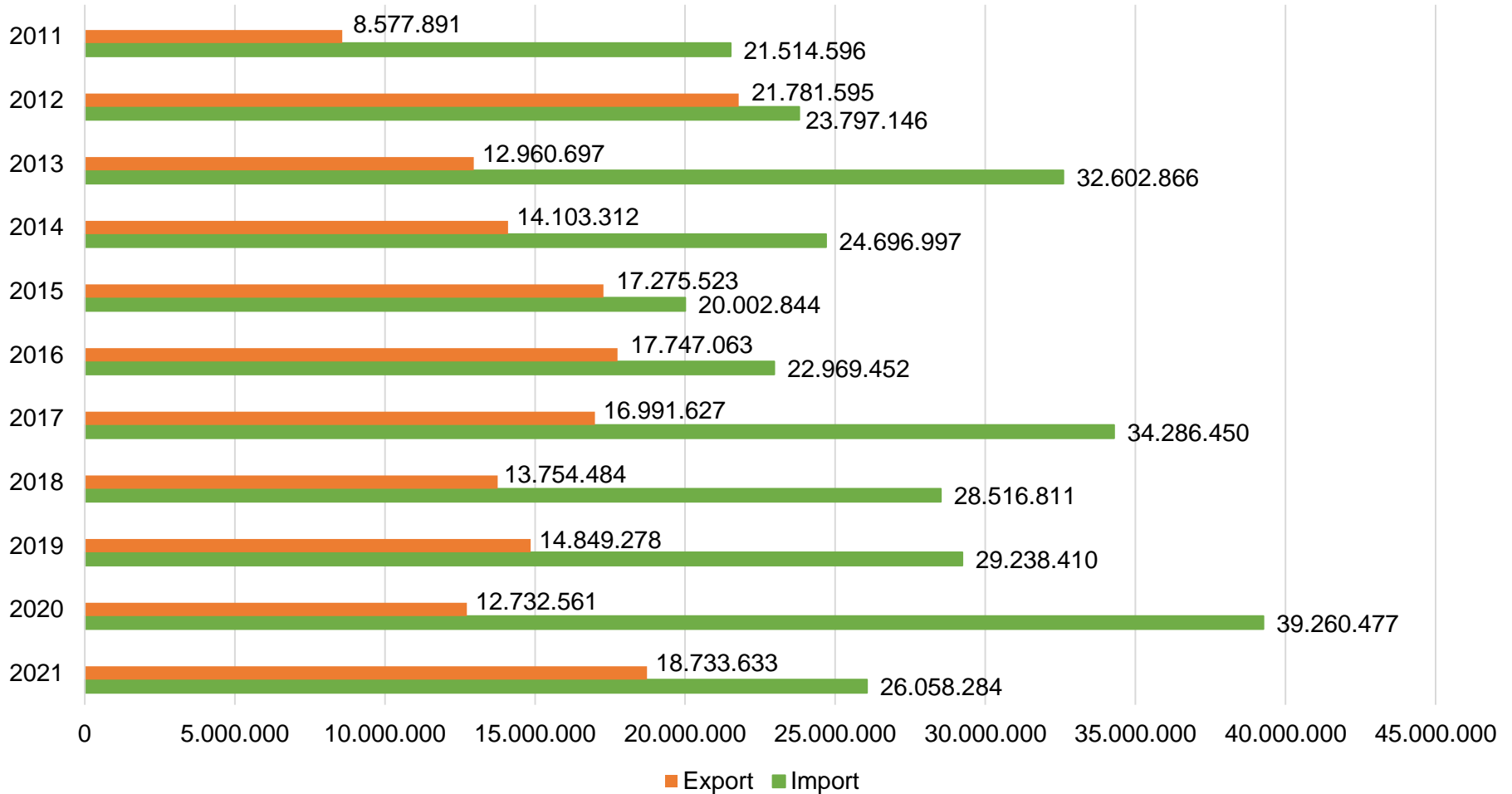


## SHARE OF AIR TRANSPORTATION IN TURKEY'S FOREIGN TRADE (VALUE BASED)

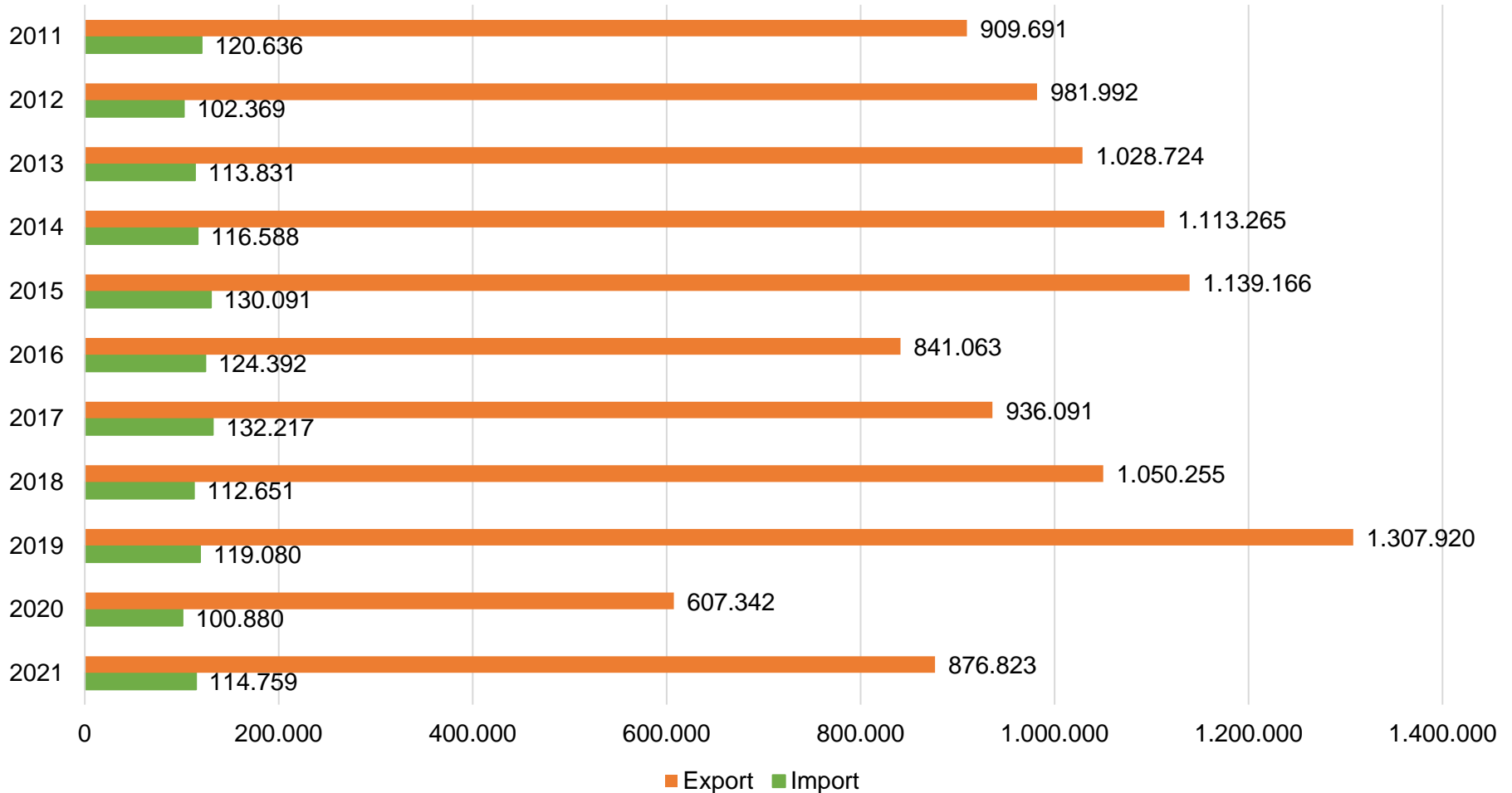


	2011	2012	2013	2014	2015	2016	2017	2018	2019	2020	2021
Share of Air in Import (%)	0,08	0,06	0,07	0,07	0,07	0,06	0,06	0,05	0,06	0,05	0,05
Share of Air in Export (%)	0,97	0,99	1,03	1,12	1,15	0,81	0,81	0,83	0,87	0,39	0,49


## INTERNATIONAL AIR TRANSPORT ON THE BASIS OF VALUE



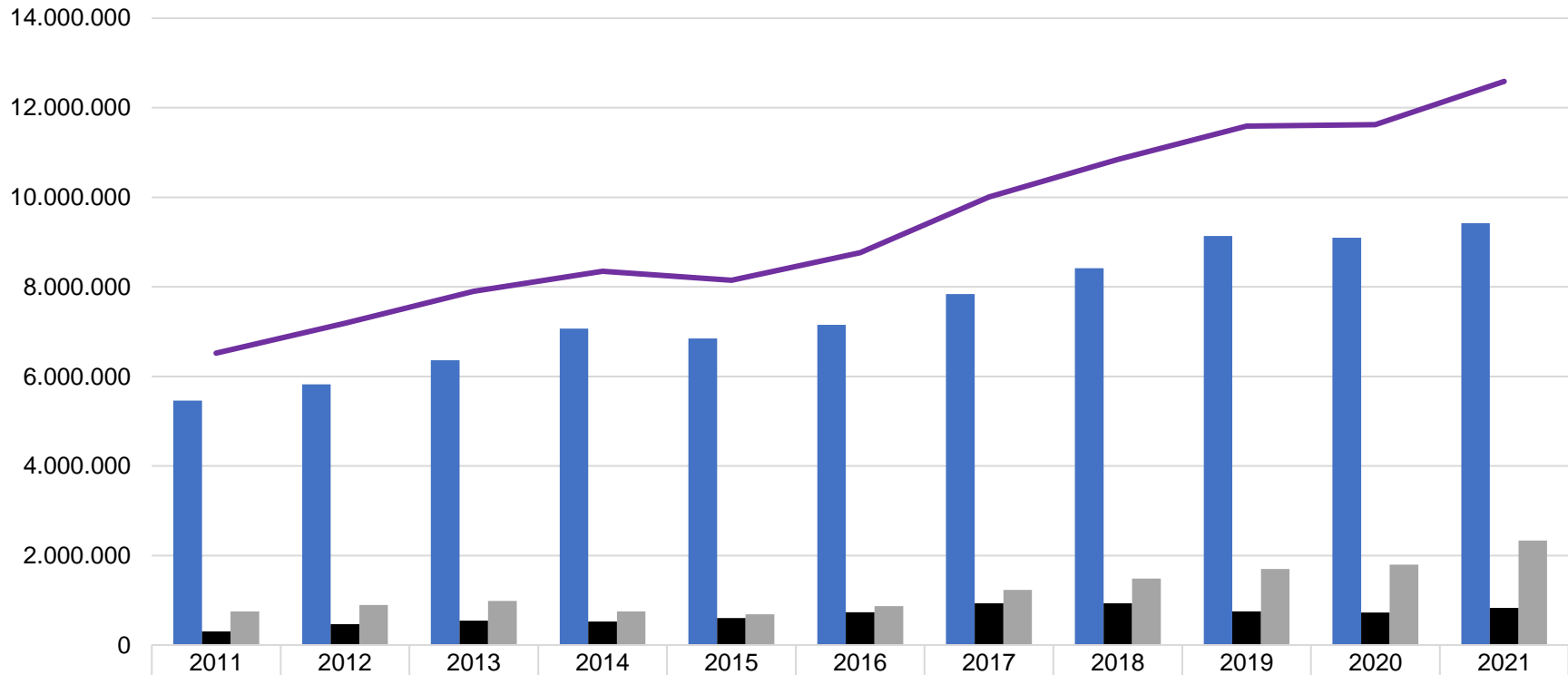
## INTERNATIONAL AIR TRANSPORT ON THE BASIS OF WEIGHT



# INTERNATIONAL MARITIME FREIGHT TRANSPORT

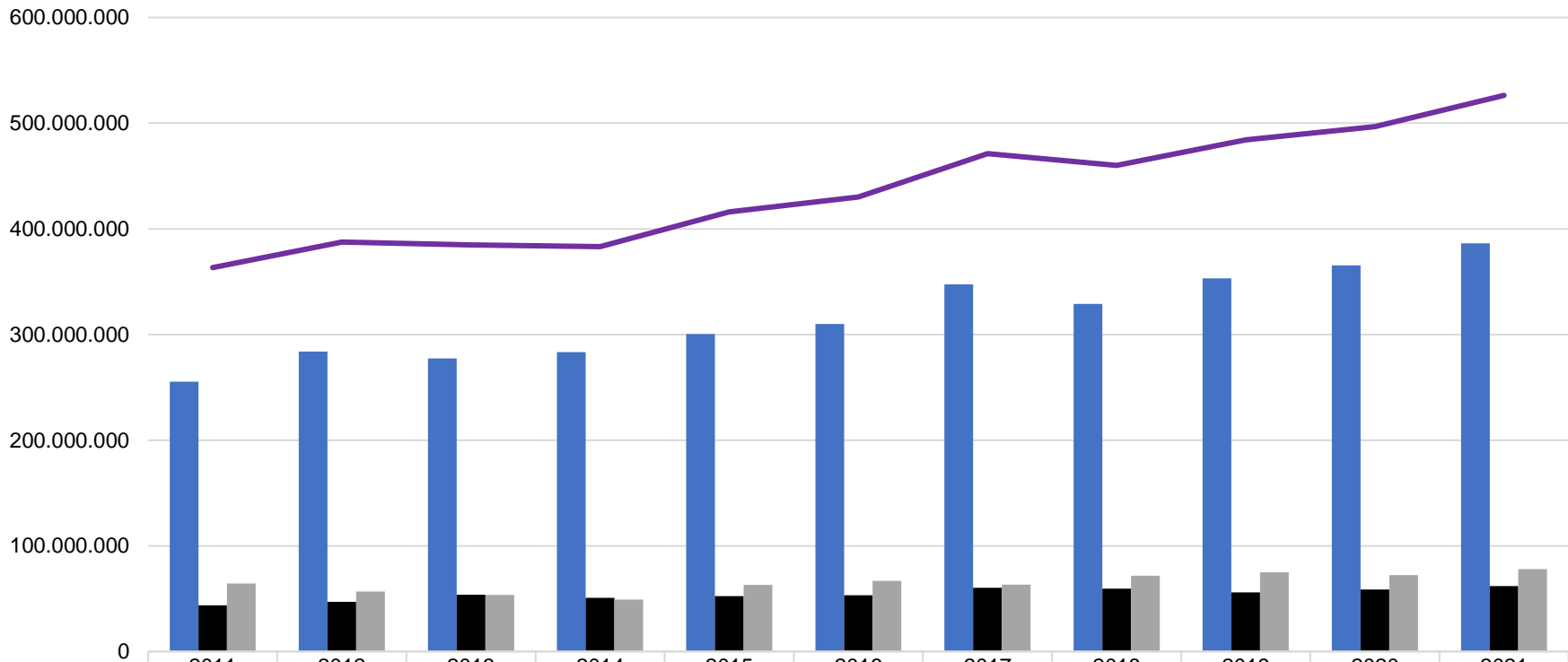


## CARGO HANDLED IN TURKISH PORTS ON THE BASIS OF TEU

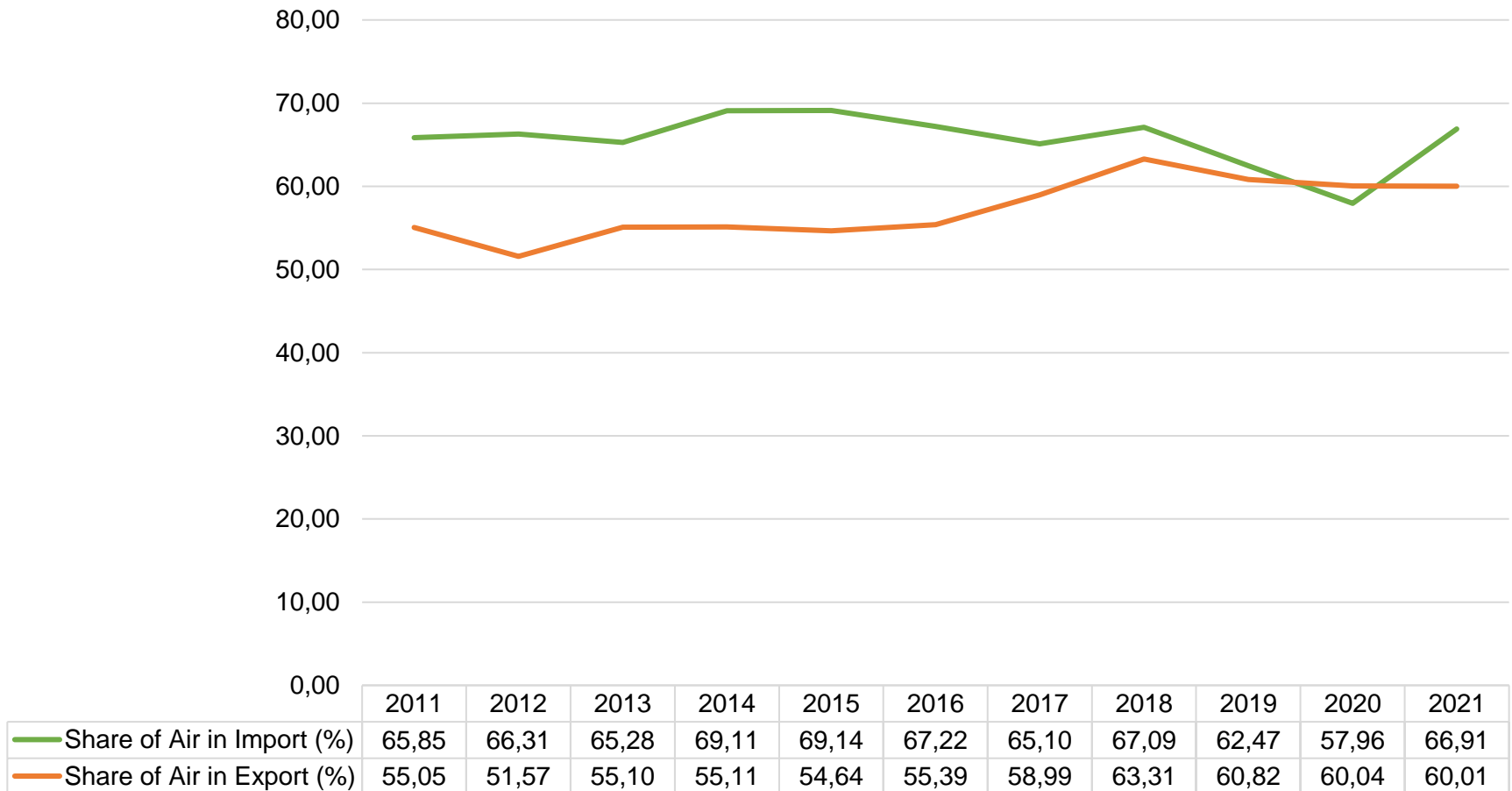


Import and Export	5.461.078	5.821.683	6.365.622	7.069.819	6.848.854	7.150.890	7.842.079	8.419.153	9.134.849	9.098.697	9.421.640
Cabotage	305.256	472.345	544.496	527.065	606.064	738.312	935.521	935.661	753.267	731.352	831.986
Transit	757.171	898.368	989.816	754.238	691.481	872.772	1.232.937	1.489.184	1.703.722	1.796.601	2.337.843
Total Volume	6.523.506	7.192.396	7.899.933	8.351.122	8.146.398	8.761.974	10.010.536	10.843.998	11.591.838	11.626.650	12.591.470

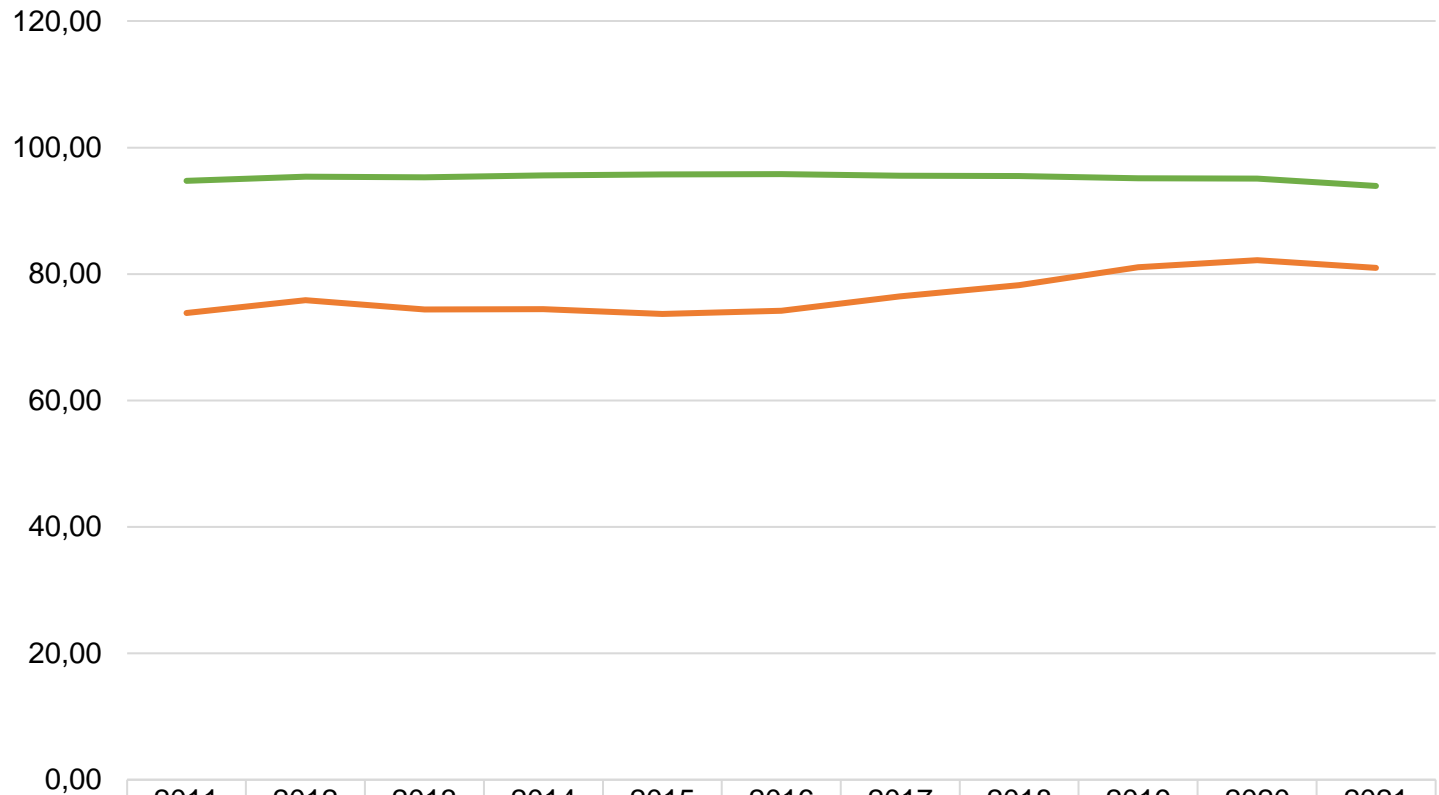
## CARGO HANDLED IN TURKISH PORTS ON THE BASIS OF TONNES



## SHARE OF MARITIME TRANSPORTATION IN TURKEY'S FOREIGN TRADE (VALUE BASED)



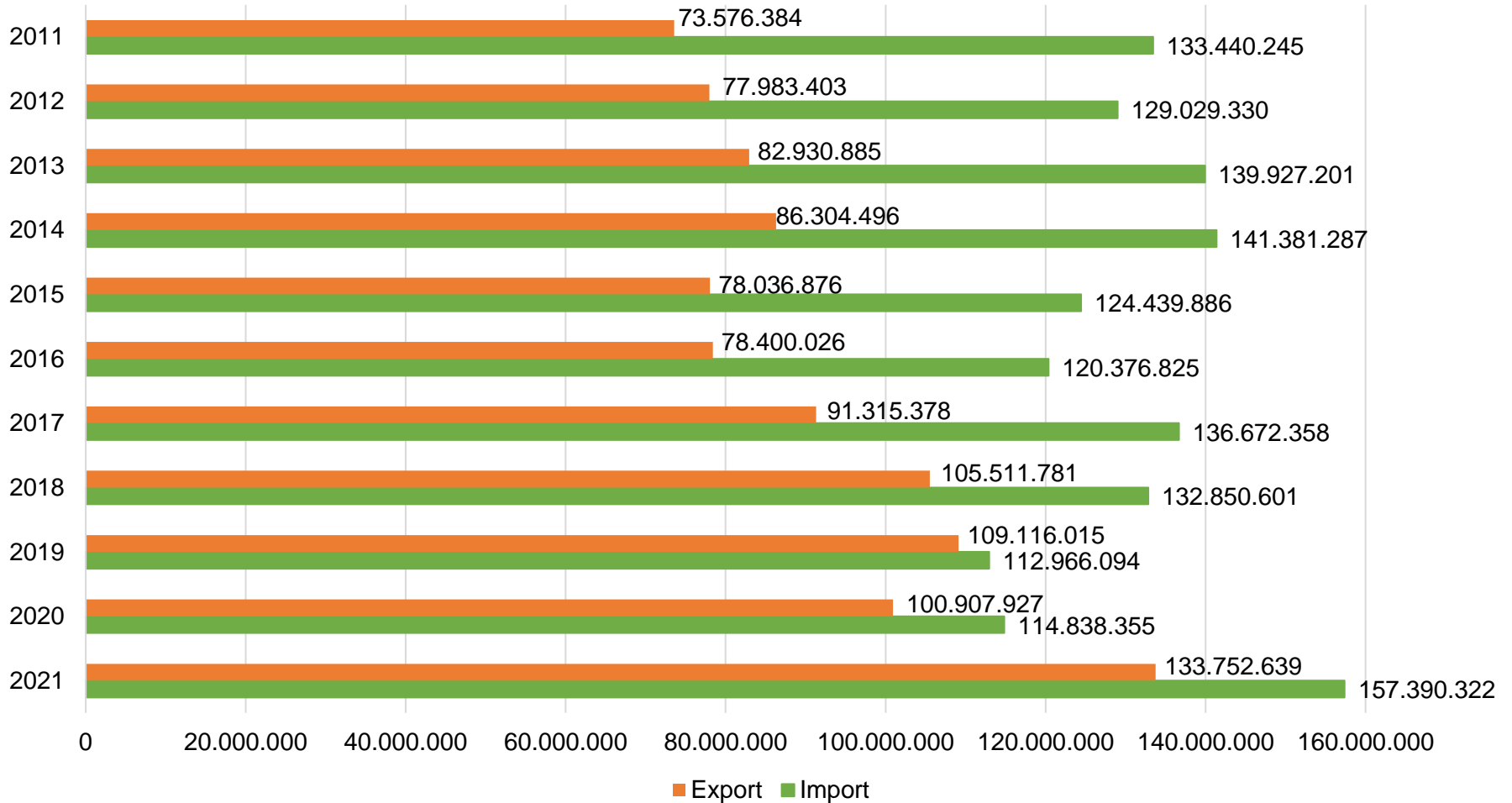
## SHARE OF MARITIME TRANSPORTATION IN TURKEY'S FOREIGN TRADE (VALUE BASED)



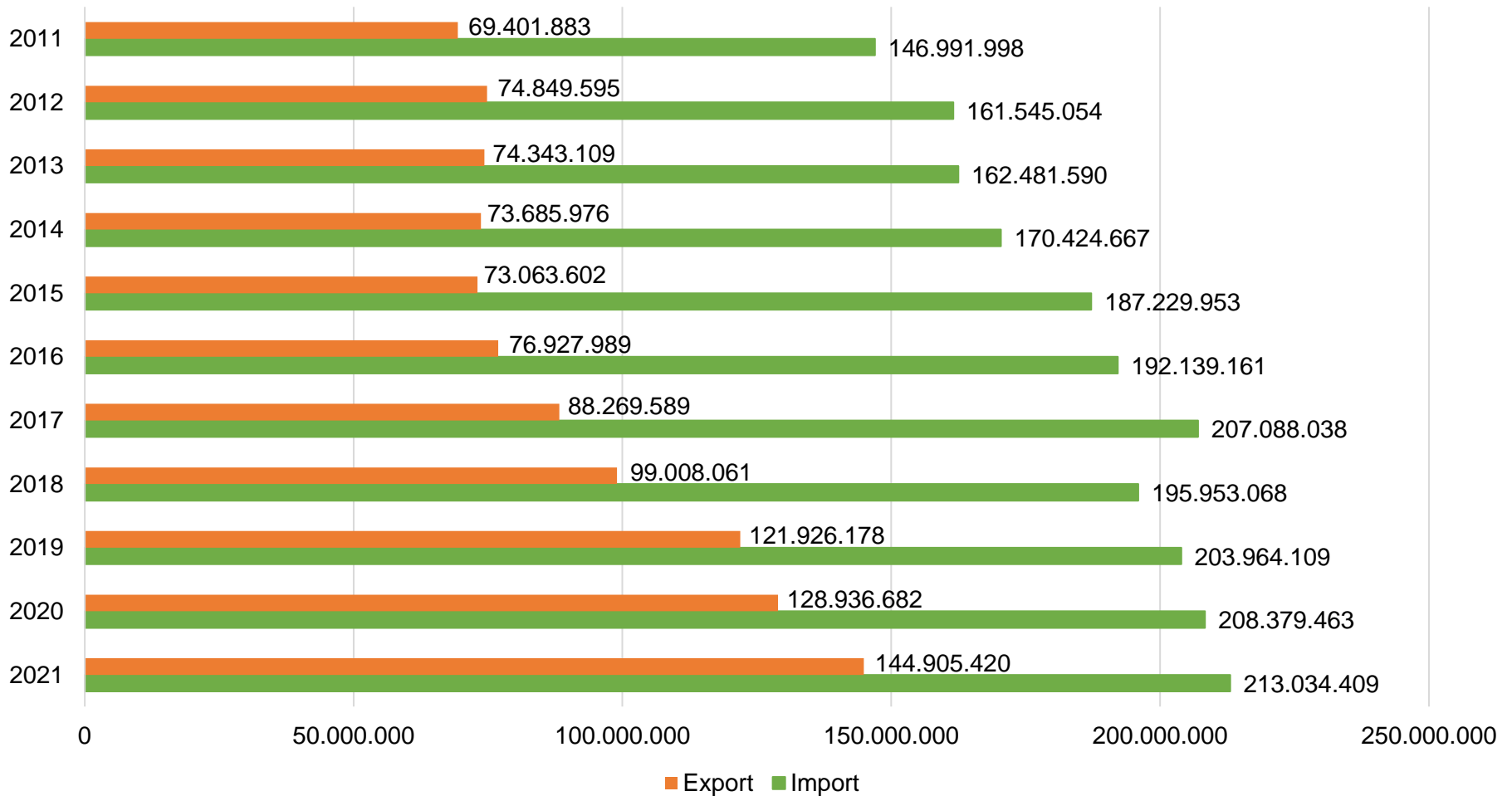
Share of Air in Import (%)	94,75	95,38	95,27	95,60	95,76	95,78	95,56	95,48	95,12	95,08	93,94
Share of Air in Export (%)	73,84	75,83	74,38	74,41	73,69	74,19	76,49	78,25	81,09	82,19	80,96



# INTERNATIONAL MARITIME TRANSPORT ON THE BASIS OF VALUE



# INTERNATIONAL MARITIME TRANSPORT ON THE BASIS OF WEIGHT



## LOGISTICS INDUSTRY REPORT 2021



To reach the report in Turkish:

<https://www.utikad.org.tr/images/HizmetRapor/utikadlojistiksektoruraporu2021-1654.pdf>



<https://www.utikad.org.tr/EN/>

