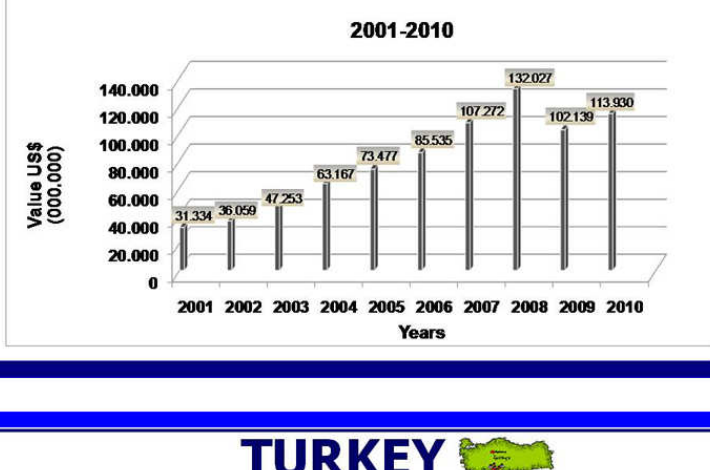


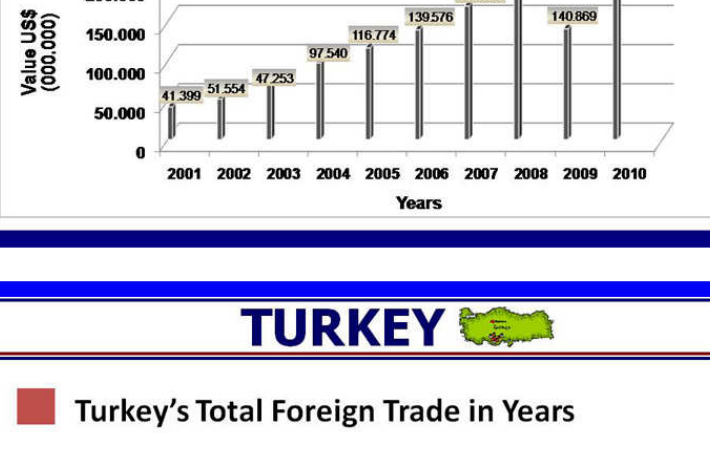
TURKEY

Turkey's Total Exports in Years



TURKEY

Turkey's Total Imports in Years



TURKEY

Turkey's Total Foreign Trade in Years

(2001-2010)



TURKEY

First 10 Export Countries of Turkey(2010)

- GERMANY USD 11,479
- UNITED KINGDOM USD 7,235
- ITALY USD 6,505
- FRANCE USD 6,054
- IRAQ USD 6,036
- RUSSIAN USD 4,628
- U.S.A USD 3,762
- SPAIN USD 3,536
- U.A.E USD 3,332
- IRAN USD 3,044


TURKEY

First 10 Import Countries of Turkey (2010)

- RUSSIA USD 21,600
- GERMANY USD 17,549
- CHINA USD 17,180
- U.S.A. USD 12,318
- ITALY USD 10,203
- FRANCE USD 8,176
- IRAN USD 7,644
- SPAIN USD 4,840
- SOUTH KOREA USD 4,764
- UNITED KINGDOM USD 4,680

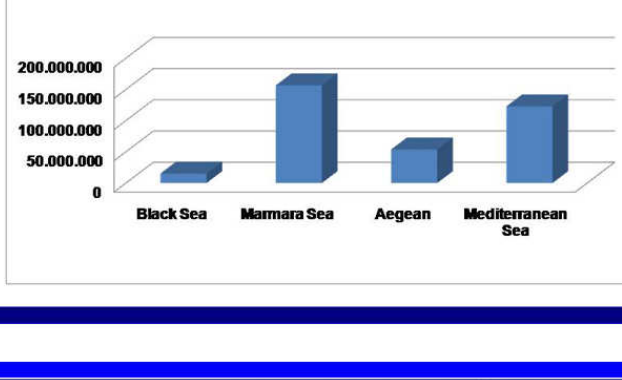
TURKEY

Transport Modes In terms of Foreign Trade Value



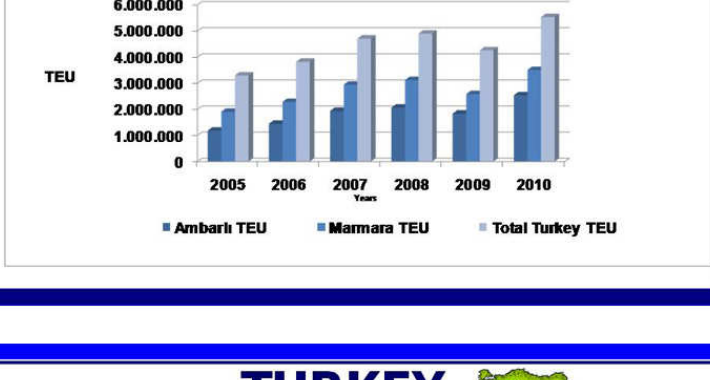
TURKEY

Ocean Transport Containers Handled in 2010



TURKEY

Ocean Transport Ambarlı Port Complex in Istanbul



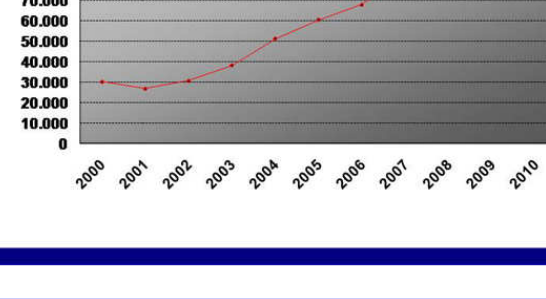
TURKEY

Ocean Transport Ambarlı Port Complex in Istanbul

	2005	2006	2007	2008	2009	2010
Ambarlı TEU	1,186,000	1,446,269	1,939,864	2,067,943	1,835,986	2,540,052
Marmara TEU	1,907,497	2,285,311	2,944,937	3,120,357	2,582,700	3,506,225
Turkey TEU	3,300,316	3,822,727	4,711,523	4,904,593	4,262,417	5,535,130
Ambarlı vs. Marmara	62,18%	63,29%	65,87%	66,27%	71,08%	72,24%
Ambarlı vs. Turkey	35,94%	37,83%	41,17%	42,16%	43,07%	45,89%

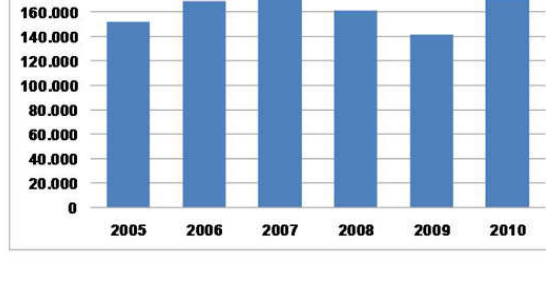
TURKEY

Road Transport Foreign Trade on the Road



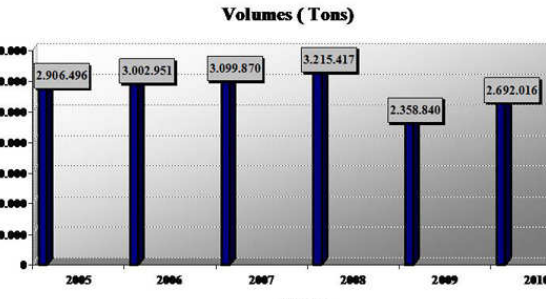
TURKEY

Ro/Ro Operations



TURKEY

Railway Transport



TURKEY

Air Transport

- Total 16 Airlines accredited by Civil Aviation
- Representing fleet of 301 aircrafts
- 102.800.392 passengers/ 2.022.000(including cargo, baggage and mail) tons cargo
- Flag Carrier-TURKISH AIRLINES
- 150 Passenger plane/ 5 Cargo plane
- Other Carriers
- MNG Airlines / 12 Cargo plane
- ANT Airlines / 7 Cargo plane
- ULS Airlines / 7 Cargo plane

TURKEY

Air Transport Freight Volume



* Cargo, Baggages and mails

TURKEY

Air Transport

